



**Eilers & Krejcik**  
Gaming



---

## **EILERS-FANTINI** **Central Game Performance Database (GPD)**

*Monthly Game Performance Report - Jan '19*

*Published on January 22, 2019*

## Contents

- I. [Overview](#)
- II. [Key Insights](#)
- III. [Operator Participation](#)
- IV. [Floor Mix](#)
- V. [Top Indexing Games](#)
- VI. [Top Grossing Games](#)
- VII. [Top New Games](#)
- VIII. [Top Indexing Suppliers](#)
- IX. [Top Grossing Suppliers](#)
- X. [Supplier Fair Share](#)

## Authors



**Todd Eilers**  
Principal, Eilers & Krejcik Gaming, LLC  
[teilers@ekgamingllc.com](mailto:teilers@ekgamingllc.com)



**Rick Eckert**  
Managing Director, Eilers & Krejcik Gaming, LLC  
[reckert@ekgamingllc.com](mailto:reckert@ekgamingllc.com)



**Frank Fantini**  
CEO, Fantini Research  
[ffantini@fantiniresearch.com](mailto:ffantini@fantiniresearch.com)

## Out the Gate Performance

In the next Data Insights Report we will be adding ranking tables presenting the same datapoints as the Game Rank and Supplier Rank tables included in this report. The preview below shows a large indexing increase from the Helix Tower & TwinStar Ultra. A new Wonder 4 variant ‘Spinning Fortunes’ leads in the Helix Tower increase and the two ‘Ultimate Party Spin’ themes continue to pace on the TwinStar Ultra.

Cabinet	Supplier	Slots	Casinos	Theo Win Index		Theo Win Index		95% CI
				vs House		vs Zone		
Helix Tower	Aristocrat	16	4	2.35	▲	2.59	▲	
Empire 5527	Everi Holdings	19	4	1.80	▲	1.86	▲	
Twinstar Ultra	Scientific Games	20	5	1.62	▲	1.57	▲	
Infinity Skybox	Incredible Technologies	319	53	1.42	■	1.39	■	

**Trending Index From Previous Month**

- ▲ ≥ .1
- < .1 and ≥ -.1
- ▼ < -.1

**95% Confidence Interval**

- < .1
- ≥ 0.1 and < 0.3
- ≥ 0.3 and < 0.6
- ≥ 0.6



## ***\*\*Embargo Notice\*\****

***Please note there is a 24-hr embargo period applied to this report. If you are a subscriber, you are precluded from publishing a summary of this report or disseminating key highlights or data from the report via phone call or email outside of your organization with the first 24 hours after the report is published.***

***This report is embargoed until 01/23/19 at 8:00am pacific time.***

## Contents

- Overview
- Key Insights
- Operator Participation
- Floor Mix
- Top Indexing Games
- Top Grossing Games
- Top NEW Games
- Top Indexing Suppliers
- Top Grossing Suppliers
- Supplier Fair Share



## Overview – Background

### Description

This monthly report is designed to provide a detailed overview of current slot machine performance trends down to the individual game level, as well as track key slot supplier and operator floor mix metrics for the North American gaming market. Current performance metrics include participants from both Commercial Casinos and Tribal Casinos.

### Methodology

To prepare this report we utilized data from the EILERS-FANTINI Central Game Performance Database (GPD).

### Central Game Performance Database

The EILERS-FANTINI Central Game Performance Database (GPD) collects and tracks relative slot machine performance data provided by individual casinos on a monthly basis and then standardizes and aggregates the data. All data is held in a secure online database and no individual casino data is viewable. Database subscribers are able to look up game performance information on individual games as well as create custom performance reports tailored to their specific business needs and geographic location. The GPD is an extension to the existing EILERS-FANTINI Slot Survey which is the gaming industry's largest survey tracking purchasing and performance trends across over 500,000 slot machines worldwide.

### Participation Details

This database service is free to qualified gaming operators who participate and provide monthly performance data. If you are not currently participating, but are interested, please contact Todd Eilers at [teilers@ekgamingllc.com](mailto:teilers@ekgamingllc.com) or call at 949-387-7701.

## Overview – Statistics and Information

- The EILERS-FANTINI Central Game Performance Database (GPD) currently includes relative performance data on 90,798 Slots; 4,683 unique game themes; and 153 Casinos; across 24 different jurisdictions, with performance data dating back to January of 2017.

**Casinos**

**153**

**Game Themes**

**4,683**

**Slots**

**90,798**





# Disclaimer

---

Please note that the data used to compile this report comes from our proprietary central game performance database and only reflects the performance of games within the casinos and markets that are currently participating in our central database service. This report is not necessarily representative of the entire North American gaming market.

## Contents

- Overview
- **Key Insights**
- Operator Participation
- Floor Mix
- Top Indexing Games
- Top Grossing Games
- Top NEW Games
- Top Indexing Suppliers
- Top Grossing Suppliers
- Supplier Fair Share





## Key Insights - Top Game Ranks



### Owned Video Reel, Low Denoms:

IGT – ‘Scarab’, Scientific Games - ‘Dancing Drums’, IGT – ‘Ocean Magic Grand’, Scientific Games - ‘Lock it Link – Piggy Bankin’, & Aristocrat – ‘Wonder 4 Tall Fortunes’ hold the top five ranks with indexes of 2.52x, 2.51x, 2.38x, 2.38x, & 2.36x respectively.

Scientific Games ‘Jinse Dao Dragon’ & ‘Jinse Dao Phoenix’ on the TwinStar J43 jump into the top 10.

New AGS Orion Slant title ‘Eastern Dragon’ moves into the top 10 at the 7<sup>th</sup> rank, indexing at 2.24x.



### Owned Mechanical Reel, All Denoms:

Scientific Games holds the top three low denom ranks again with ‘Quick Hit Black and White Sevens Super Wheel’ topping the ranks with little change to the index of 1.75x.



### Leased:

Aristocrat ‘Dragon Link’ variants ‘Golden Century’ & ‘Happy and Prosperous’ remain at the top of the ranks.

With the addition of ‘James Bond – Casino Royal’ to a new market the Bond theme, on the Gamefield 2.0 from Scientific Games, moves into the top 5 with an index of 3.21x.



### WAP:

‘James Bond – Casino Royal’ also makes a big jump in the WAP segment moving from #14 last month to currently #2.

‘Buffalo Grand’ is the top ranked game once again and ‘Buffalo Thundering 7’s’ made a big jump from #30 to #22.



### “New” in the Core Segments:

IGT – ‘Scarab’ remains at the top of the NEW Video Reel charts with an Index of 2.52x.

Incredible Technologies adds a new game to the video reel ranks with ‘Pretty Penny’ indexing at 1.46x.

Scientific Games – ‘88 Fortunes Diamond’ is the #1 new mechanical reel game with an index of 1.75x.



### “New” in the Premium Segments:

Everi Holdings – ‘Diamond Blaze’ is the top ranked NEW theme in the WAP segment with an index of 2.55x.

## Key Insights - Suppliers



### Aristocrat – Best Fair Share Supplier Video Reel, Lease, & WAP

Index vs Zone: Overall 1.27x, Owned 1.11x, Lease 2.40x, WAP 2.13x

Lightning Link & Dragon Link collectively account for over 25% of the total Theo Net Win in the Premium Segment of the GPD (page 31).

Best fair share supplier in the Video Reel, Lease, and WAP categories (pages 62, 65, and 66).



### Scientific Games – Most WAP Units Tracked

Index vs Zone: Overall 1.04x, Owned 1.01x, Lease 1.44x, WAP 1.41x

With 222 units being tracked, SG leads all other suppliers with the most WAP units being lead by strong performance and variety with James Bond, Willy Wonka, Lord of the Rings, and Monopoly (page 52).



### IGT – Video Reel Games Indexing High

Index vs Zone: Overall 0.89x, Owned 0.82x, Lease 1.30x, WAP 1.78x

‘Scarab’, ‘Ocean Magic Grand’, ‘Temple of Fire’, and ‘Solar Disc’ are all in the top twenty-five Owned VR (page 20).



### AGS – Percent of Top Performing Games Continues to Rise

Index vs Zone: Overall 1.55x, Owned 1.55x, Lease 1.57x

Percent of Top Performing Owned Games shows continued growth throughout 2018 (page 46).



### Everi – WAP Units Index Well

Index vs Zone: Overall 0.96x, Owned 0.89x, Lease 1.42x, WAP 1.25x

Though only tracking 23 WAP games in the GPD, indexing remains high at 1.25x (page 52).



### Konami – Positive Fair Share in Video Reel Segment

Index vs Zone: Overall 1.02x, Owned 1.01x, Lease 1.13x

With performance out pacing units Konami posts a positive fair share in the Video Reel segment (page 62).

## Key Insights - Suppliers



### **Incredible Technologies – 2nd Highest Indexing Supplier In the Owned Segment**

Index vs Zone: Overall 1.22x, Owned 1.20x, Lease 1.35x

2nd highest indexing supplier at 1.20x, only behind AGS (page 42).



### **Aruze – NEW Muso Triple 27 Themes Performing**

Index vs Zone: Overall 0.86x, Owned 0.84x, Lease 1.30x

Now three Muso Triple 27 'Fu Lai Cai' theme variants are tracking in the top 25 NEW Video Reel category all indexing near 1.50x (page 34).



### **Ainsworth – High Denom Video Reels Remain Strong**

Index vs Zone: Overall 0.98x, Owned 0.97x, Lease 1.11x

High Denom Video Reels remain strong performers with four of the top twenty-five games, lead by 'The Enforcer' with an index of 1.94x (page 21).



### **Lightning Gaming – Strong Performance from 48 Games**

Lightning Gaming continues to perform well overall with an index of 1.44x from 48 slots tracked.

'Screaming Links' remains in the top twenty-five NEW Leased game ranks, #12, with an index of 2.39x (page 36).

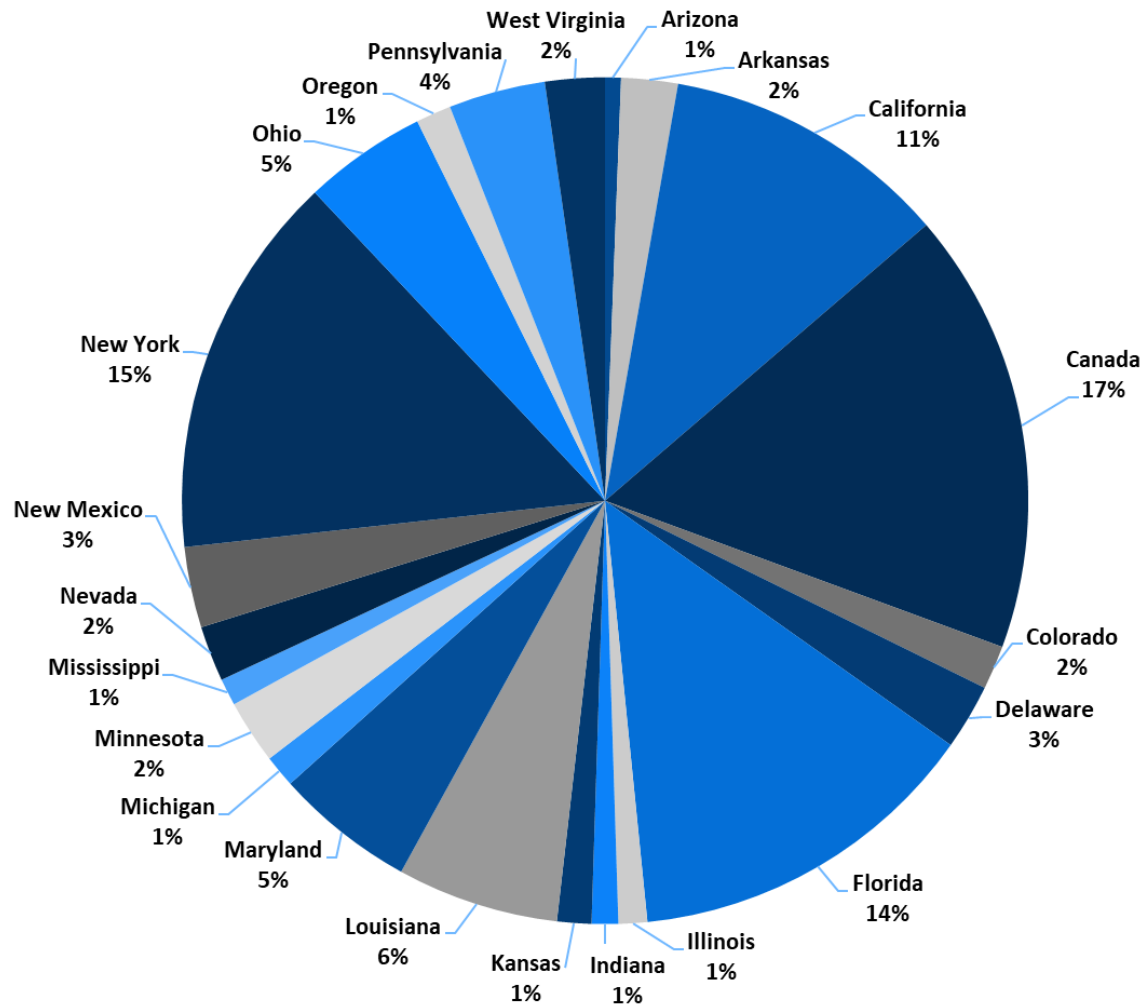
## Contents

- Overview
- Key Insights
- **Operator Participation**
- Floor Mix
- Top Indexing Games
- Top Grossing Games
- Top NEW Games
- Top Indexing Suppliers
- Top Grossing Suppliers
- Supplier Fair Share



## Operator Participation - Jurisdiction

Slots by Jurisdiction

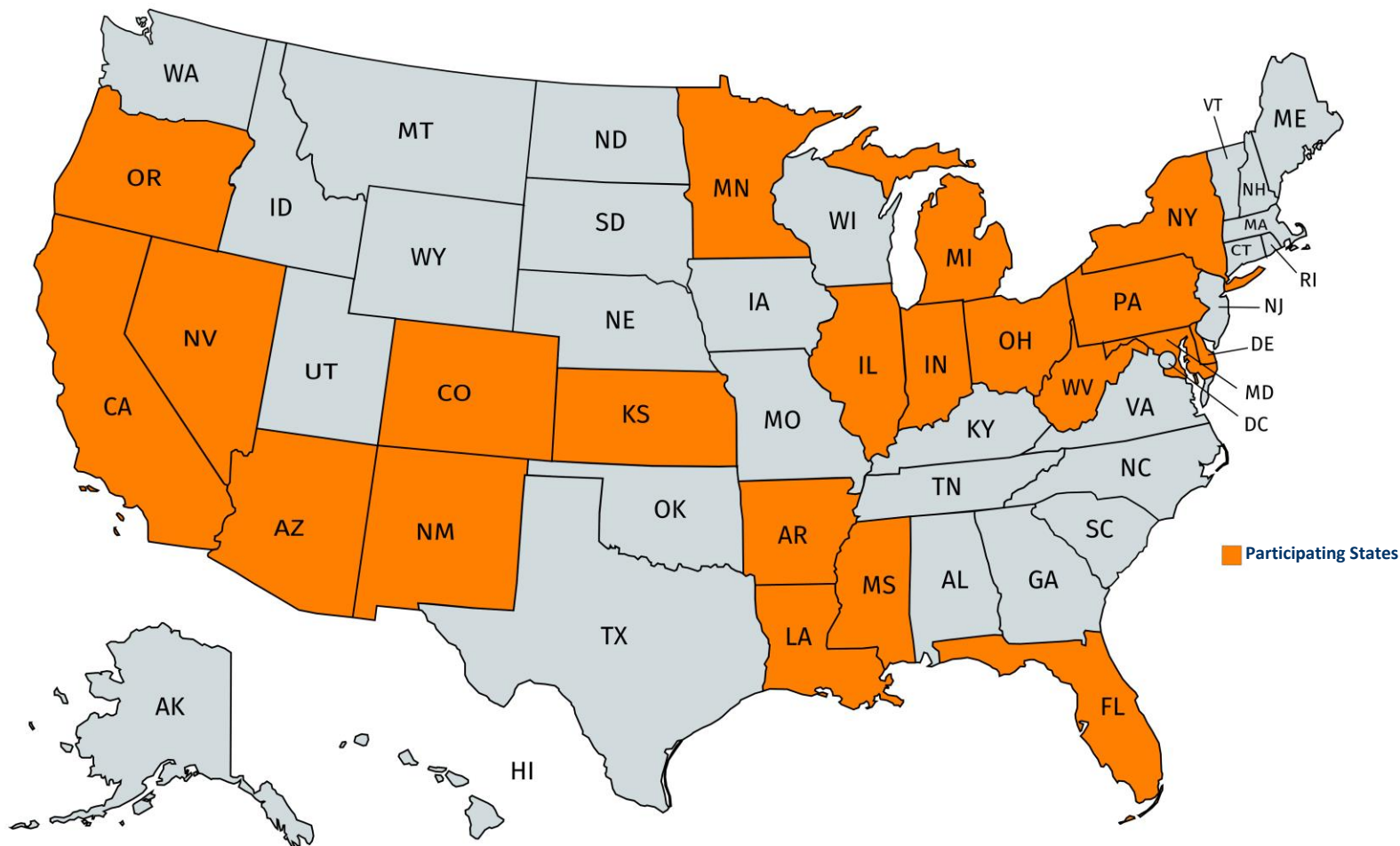


Reporting Month: December 2018

Source: EILERS-FANTINI Central Game Performance Database – Data Through Dec '18



## Operator Participation - State





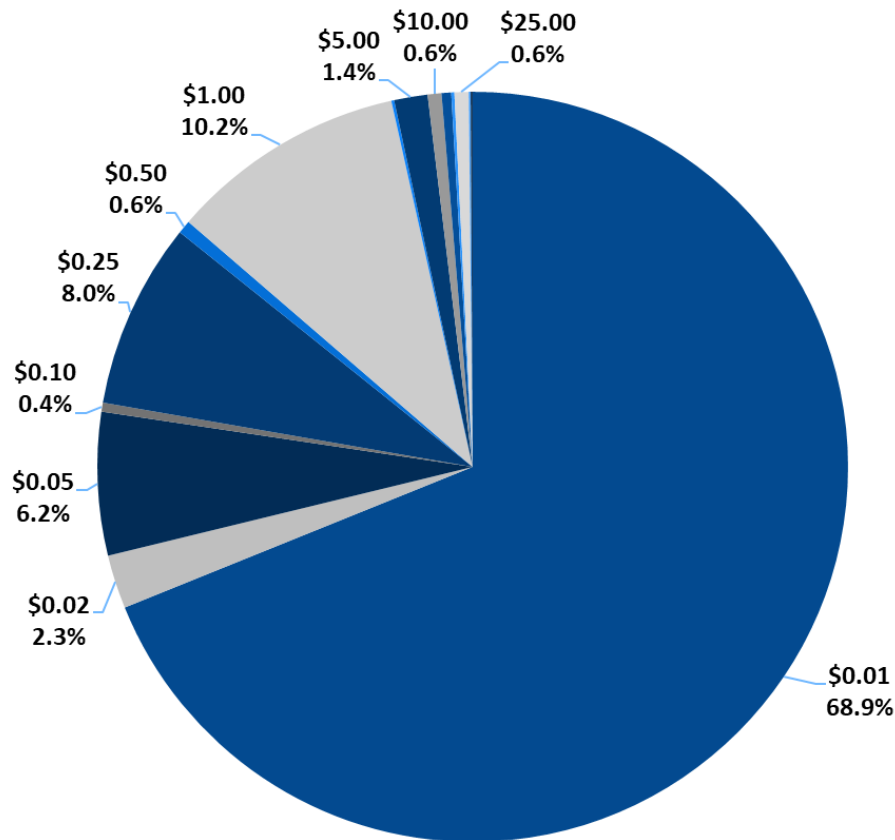
## Contents

- Overview
- Key Insights
- Operator Participation
- **Floor Mix**
- Top Indexing Games
- Top Grossing Games
- Top NEW Games
- Top Indexing Suppliers
- Top Grossing Suppliers
- Supplier Fair Share

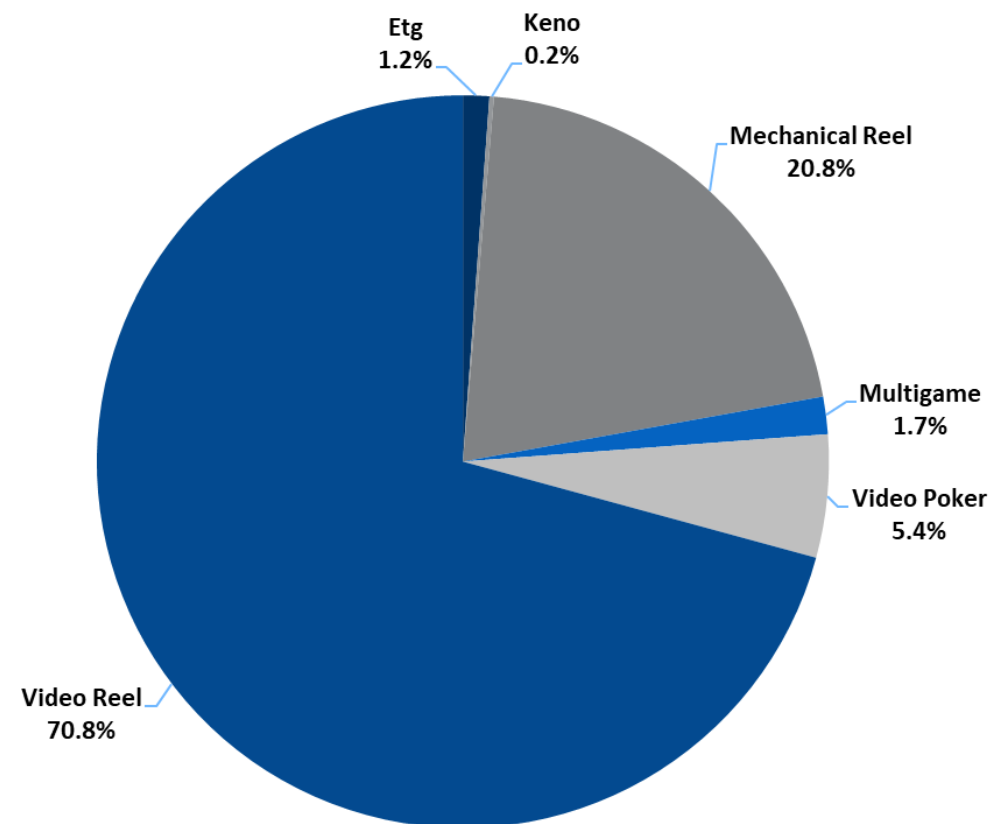


## Floor Mix – Denom and Category

Base Denom



Game Category

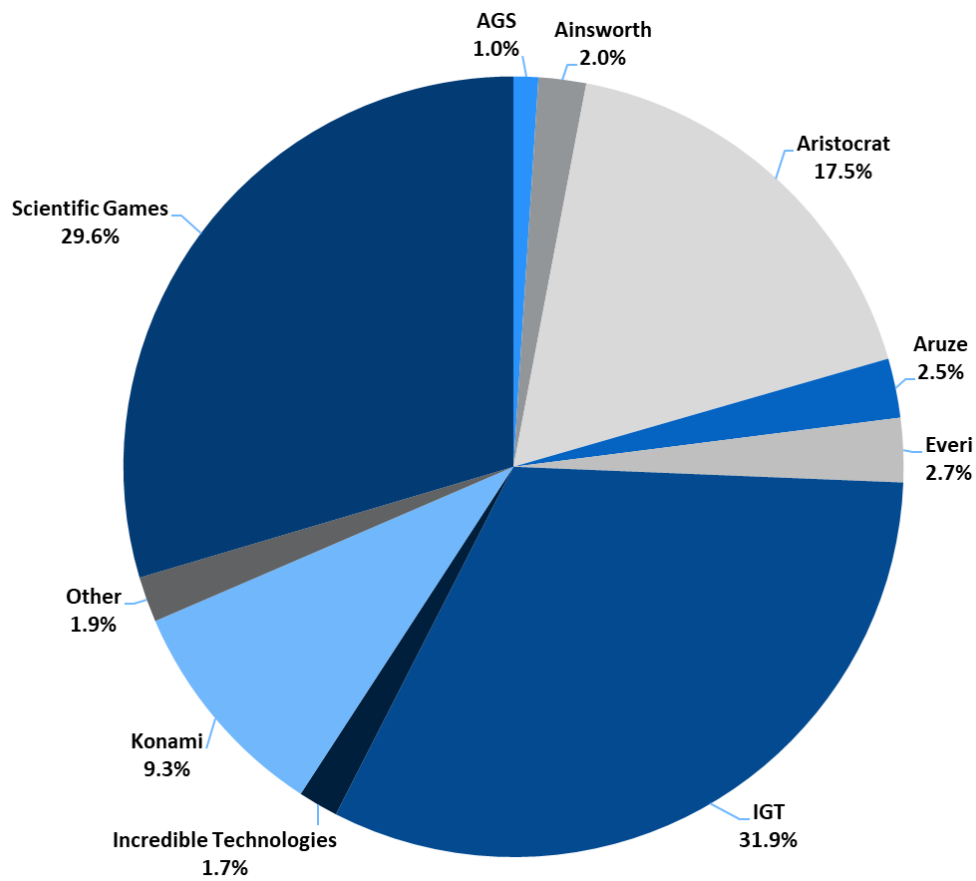


Current Reporting Month: December 2018

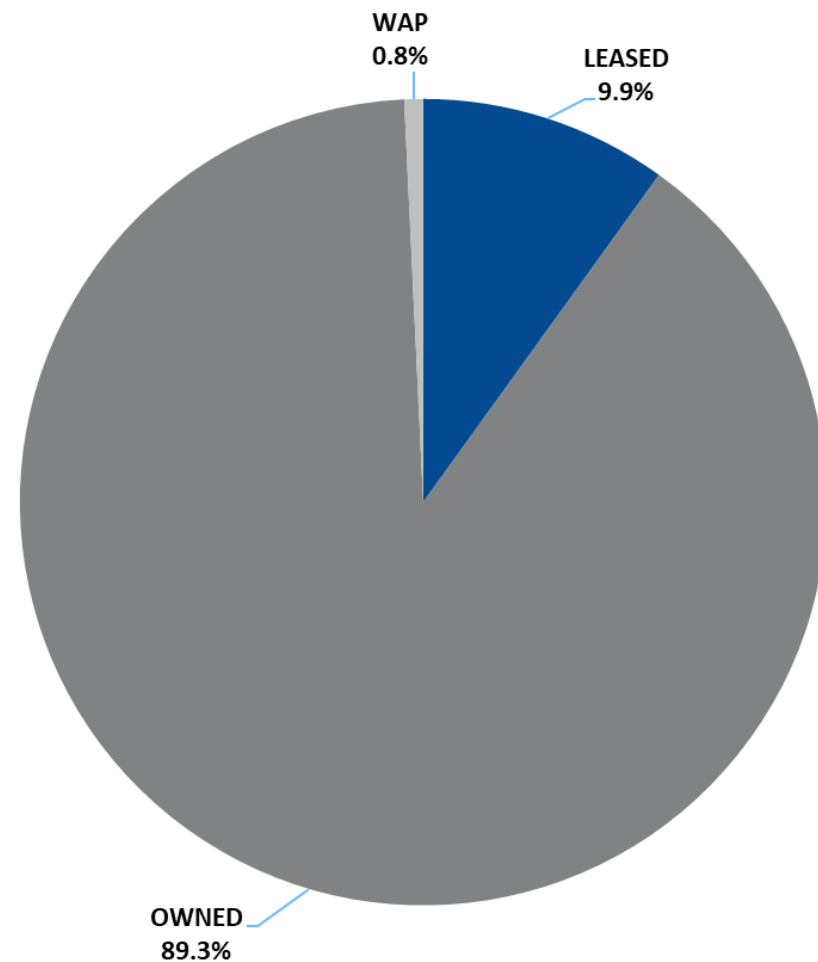
(100% Lease casinos excluded from Game Category)

## Floor Mix – Supplier and Own Status

Supplier



Own Status



(100% Lease casinos excluded from Own Status)

Current Reporting Month: December 2018

## Contents

- Overview
- Key Insights
- Operator Participation
- Floor Mix
- **Top Indexing Games**
- Top Grossing Games
- Top NEW Games
- Top Indexing Suppliers
- Top Grossing Suppliers
- Supplier Fair Share



## Top Indexing Games – Owned (All Categories)

Rank	Prev.	Game Name	Supplier	Slots	Casinos	Theo Net Win vs House	Theo Net Win vs Zone	95% C.I.
1	1	Scarab	IGT	31	13	2.63	2.52	
2	3	Dancing Drums	Scientific Games	496	112	2.71	2.51	
3	2	Ocean Magic Grand	IGT	22	14	2.22	2.38	
4	26	Lock It Link - Piggy Bankin	Scientific Games	22	7	2.82	2.38	
5	7	Wonder 4 Tall Fortunes	Aristocrat	271	98	2.49	2.28	
6	NR	Jinse Dao Dragon	Scientific Games	9	6	2.25	2.27	
7	NR	Eastern Dragon	AGS	10	3	1.64	2.25	
8	NR	Jinse Dao Phoenix	Scientific Games	8	6	2.25	2.24	
9	NR	Lil Dias	Scientific Games	24	12	2.20	2.20	
10	77	Jade Wins	AGS	70	28	2.24	2.13	
11	5	Buffalo Gold	Aristocrat	430	109	2.29	2.11	
12	769	Ancient Wheel Aztec	Aruze	7	4	2.08	2.05	
13	18	Ultimate Fire Link - China Street	Scientific Games	6	5	1.86	2.01	
14	36	Double Top Dollar	IGT	75	13	2.96	1.98	
15	8	Dancing Foo	Aristocrat	27	11	1.94	1.97	
16	29	Blazing 7s Scatter	Scientific Games	8	4	1.97	1.96	
17	6	Wonder 4 Boost	Aristocrat	63	22	2.19	1.96	
18	16	Crystal Star	Everi Holdings	29	12	1.99	1.94	
19	198	Roulette	Alfastreet	36	3	1.70	1.93	
20	111	Hexogems Jewels Of Pharaoh	Scientific Games	7	5	1.94	1.91	
21	65	The Enforcer	Ainsworth	27	21	2.48	1.90	
22	103	Antique Appraisal	IGT	11	7	1.57	1.87	
23	50	Fu Nan Fu Nu	AGS	159	59	1.94	1.85	
24	20	Brazil	Aristocrat	38	13	1.84	1.83	
25	NR	Golden Cash	Scientific Games	7	3	0.89	1.80	

### KEY OBSERVATIONS

IGT - 'Scarab' remains at the top of the ranks with an index of 2.52x.

SGs 'Jinse Dao Dragon' and 'Jinse Dao Phoenix' debut in the GPD with high indexing above 2x both ranking in the top 10.

'Lil Dias', 'Hexogems Jewels of Pharaoh' and 'Golden Cash' from Scientific Games also move into the top 25.

### TABLE LEGENDS

Trending Index From Previous Month

- ≥ .25
- < .25 and ≥ -.25
- < -.25

95% Confidence Interval

- < .25
- ≥ 0.25 and < 0.5
- ≥ 0.5 and < 1.0
- ≥ 1.0

Utilizing the EILERS-FANTINI Central GPD we highlight the Top 25 Indexing Casino Owned games for the month of December based on the average Theo Net Win Index vs. Zone. Note, games are filtered to a minimum of 6 slots and 3 reporting casinos to qualify for the report.



## Top Indexing Games – Owned (Low Denom, Video Reel)

This report is intended for arentz@fantiniresearch.com. Unauthorized redistribution of this report is prohibited.

### KEY OBSERVATIONS

AGS posts a much better month compared to last with 3 themes new to the top 25, lead by the Orion Slant theme 'Eastern Dragon' indexing at 2.25x and ranking in the top 10 at #7.

Aristocrat Helix Xt themes hit a patch of volatility with 'Dancing Foo' and 'Wonder 4 Boost' dropping out of the top 10 to #14 & #15.

### TABLE LEGENDS

Trending Index From Previous Month

- ≥ .25
- < .25 and ≥ -.25
- < -.25

### 95% Confidence Interval

- < .25
- ≥ 0.25 and < 0.5
- ≥ 0.5 and < 1.0
- ≥ 1.0

Rank	Prev.	Game Name	Supplier	Slots	Casinos	Theo Net Win vs House	Theo Net Win vs Zone	95% C.I.
1	1	Scarab	IGT	30	12	2.65	<b>2.52</b>	
2	3	Dancing Drums	Scientific Games	496	112	2.71	<b>2.51</b>	
3	2	Ocean Magic Grand	IGT	22	14	2.22	<b>2.38</b>	
4	19	Lock It Link - Piggy Bankin	Scientific Games	22	7	2.82	<b>2.38</b>	
5	8	Wonder 4 Tall Fortunes	Aristocrat	225	83	2.46	<b>2.36</b>	
6	NR	Jinse Dao Dragon	Scientific Games	9	6	2.25	<b>2.27</b>	
7	NR	Eastern Dragon	AGS	10	3	1.64	<b>2.25</b>	
8	NR	Jinse Dao Phoenix	Scientific Games	8	6	2.25	<b>2.24</b>	
9	43	Jade Wins	AGS	65	28	2.33	<b>2.21</b>	
10	NR	Lil Dias	Scientific Games	24	12	2.20	<b>2.20</b>	
11	5	Buffalo Gold	Aristocrat	428	109	2.30	<b>2.12</b>	
12	561	Ancient Wheel Aztec	Aruze	7	4	2.08	<b>2.05</b>	
13	13	Ultimate Fire Link - China Street	Scientific Games	6	5	1.86	<b>2.01</b>	
14	7	Dancing Foo	Aristocrat	27	11	1.94	<b>1.97</b>	
15	6	Wonder 4 Boost	Aristocrat	63	22	2.19	<b>1.96</b>	
16	74	Hexogems Jewels Of Pharaoh	Scientific Games	7	5	1.94	<b>1.91</b>	
17	31	Fu Nan Fu Nu	AGS	159	59	1.94	<b>1.85</b>	
18	NR	Golden Cash	Scientific Games	7	3	0.89	<b>1.80</b>	
19	33	Wonder 4 Tower	Aristocrat	219	87	1.85	<b>1.78</b>	
20	29	Ultimate Fire Link - Olvera Street	Scientific Games	6	5	1.53	<b>1.73</b>	
21	42	Heat 'Em Up Power Wheel	Incredible Technologies	90	41	1.83	<b>1.73</b>	
22	15	Brazil	Aristocrat	34	12	1.77	<b>1.73</b>	
23	16	Lunar Festival	Aristocrat	26	11	1.71	<b>1.73</b>	
24	4	Temple Of Fire	IGT	25	12	1.74	<b>1.71</b>	
25	12	Solar Disc	IGT	38	15	1.95	<b>1.69</b>	

Utilizing the EILERS-FANTINI Central GPD we highlight the Top 25 Indexing Casino Owned Video Reel games with a base denom less than \$0.25 for the month based on the average Theo Net Win Index vs. Zone. Note, games are filtered to a minimum of 6 slots and 3 reporting casinos to qualify for the report.



# Top Indexing Games – Owned (High Denom, Video Reel)

Rank	Prev.	Game Name	Supplier	Slots	Casinos	Theo Net Win vs House	Theo Net Win vs Zone	95% C.I.
1	1	Quick Hit Platinum Plus Black Gold	Scientific Games	5	2	6.63	4.23	
2	2	African Diamond	Konami	12	8	2.72	2.26	
3	26	Antique Appraisal	IGT	9	6	1.71	2.12	
4	11	Wild Wild Gems	Everi Holdings	8	2	1.23	2.06	
5	10	American Original	Scientific Games	141	31	3.92	2.02	
6	5	Twin Win	IGT	5	4	3.95	1.98	
7	28	The Enforcer	Ainsworth	26	20	2.54	1.94	
8	35	Sky Rider: Golden Amulet	Aristocrat	8	5	2.46	1.84	
9	9	Da Vinci Diamonds	IGT	9	7	2.66	1.84	
10	33	Sky Rider: Silver Treasures	Aristocrat	6	6	2.79	1.84	
11	15	Golden Goddess	IGT	12	9	1.93	1.83	
12	16	Suraci	Scientific Games	62	24	3.95	1.78	
13	14	Quick Hit Platinum Plus Triple Blazing 7s	Scientific Games	35	9	2.70	1.71	
14	17	Chip City	Konami	7	5	2.04	1.68	
15	3	Black Widow	IGT	10	4	2.41	1.66	
16	27	Bull Mystery	Konami	34	19	2.75	1.61	
17	21	Jungle Wild - Winning Streak	Scientific Games	134	27	3.81	1.57	
18	61	Rawhide	Konami	5	5	1.63	1.56	
19	24	Wolf Run	IGT	10	6	2.71	1.52	
20	23	Eagle Bucks	Ainsworth	66	34	1.67	1.49	
21	32	Game King Poker	IGT	88	5	1.57	1.48	
22	37	Mustang Fury	Ainsworth	15	10	1.31	1.44	
23	4	Indian Gold	Ainsworth	6	5	1.52	1.44	
24	12	The Wild Life	IGT	20	8	1.72	1.43	
25	47	Cats	IGT	14	9	2.54	1.42	

## KEY OBSERVATIONS

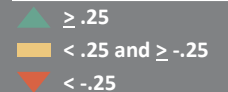
The High Denom Video Reel segment is volatile with many changes in the top twenty-five but 'Quick Hit Platinum Plus Black Gold' remains at the top of the list.

IGT has 9 themes ranked followed by SG with 5, and Ainsworth with 4.

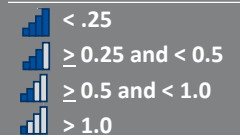
Newcomers to the top 25 include 'Antique Appraisal', 'The Enforcer', and 'Sky Rider: G.A.'

## TABLE LEGENDS

Trending Index From Previous Month



95% Confidence Interval



Utilizing the EILERS-FANTINI Central GPD we highlight the Top 25 Indexing Casino Owned Video Reel games with a base denom greater than or equal to \$0.25 for the month based on the average Theo Net Win Index vs. Zone. Note, games are filtered to a minimum of 5 slots and 2 reporting casinos to qualify for the report.

## Top Indexing Games – Owned (Low Denom, Mechanical Reel)

Rank	Prev.	Game Name	Supplier	Slots	Casinos	Theo Net Win vs House	Theo Net Win vs Zone	95% C.I.
1	3	Quick Hit Triple Blazing 7s Super Wheel	Scientific Games	30	15	1.79	1.75	
2	NR	88 Fortunes Diamond	Scientific Games	6	4	1.75	1.75	
3	1	88 Fortunes - Duo Fu Duo Cai	Scientific Games	149	44	1.66	1.68	
4	4	Hot Hit Rainbow 7s	IGT	16	4	1.58	1.62	
5	2	Quick Hit Black And White Sevens Super Wheel	Scientific Games	14	10	1.57	1.60	
6	5	Rose Of Cairo	Scientific Games	33	20	0.81	1.48	
7	6	Fu Dao Le	Scientific Games	39	14	1.36	1.39	
8	13	Fire Island	Scientific Games	8	3	1.26	1.36	
9	10	3x Pay	IGT	7	4	1.14	1.33	
10	8	Double Jackpot Triple Blazing 7s	Scientific Games	10	4	1.43	1.32	
11	15	Red Hot Tamales	IGT	133	41	1.25	1.29	
12	7	Double Jackpot Triple Blazing 7s Gold Winners	Scientific Games	16	6	1.32	1.27	
13	NR	Rainbow Riches	IGT	10	3	1.42	1.27	
14	48	Stacked Red White & Blue Free Games	IGT	7	3	1.01	1.26	
15	9	Red Hot Jackpots Double Sizzling 7s	IGT	14	3	1.18	1.24	
16	97	King Of Dragons	Aruze	8	5	1.19	1.22	
17	11	I Heart Triple Diamond	IGT	15	7	1.07	1.22	
18	21	Wow Triple Blazing 7s	Scientific Games	19	9	1.29	1.22	
19	14	Reel Em In - Catch The Big One 2	Scientific Games	46	14	1.18	1.20	
20	40	Red Hot Jackpot Sizzling 7s	IGT	7	4	1.15	1.19	
21	18	Stroke Of Luck	Scientific Games	21	5	0.96	1.16	
22	30	Quick Hit Wild Jackpot Triple Blazing 7s	Scientific Games	40	11	1.03	1.15	
23	22	I Heart Jackpots Double Classic 7s Free Games	IGT	28	9	1.27	1.15	
24	17	Quick Hit Triple Blazing 7s	Scientific Games	50	11	1.19	1.14	
25	25	Quick Hit Black Gold	Scientific Games	67	21	1.06	1.14	

### KEY OBSERVATIONS

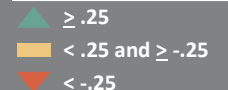
Scientific Games new '88 Fortunes Diamond' joins the original '88 Fortunes' in the top 3 ranks.

Scientific Games leads the top 25 with 15 games followed by IGT with 9 and Aruze with 1.

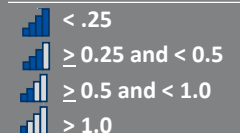
IGT's 'Rainbow Riches' is the only theme in the top 25 that was not previously ranked in the Low Denom Mechanical Reel segment.

### TABLE LEGENDS

Trending Index From Previous Month



### 95% Confidence Interval



Utilizing the EILERS-FANTINI Central GPD we highlight the Top 25 Indexing Casino Owned Mechanical Reel games with a base denom less than \$0.25 for the month based on the average Theo Net Win Index vs. Zone. Note, games are filtered to a minimum of 6 slots and 3 reporting casinos to qualify for the report.

## Top Indexing Games – Owned (High Denom, Mechanical Reel)

This report is intended for arentz@fantiniresearch.com. Unauthorized redistribution of this report is prohibited.

### KEY OBSERVATIONS

Scientific Games - '3 Alarm Fire' leads the segment again with an index of 2.40x but only tracks six units.

'Jin Long 888' from IGT moves from not ranked to the second ranked game with an index of 2.05x.

Everi leads all suppliers with ten themes in the top twenty-five High Denom Mechanical Reel category.

### TABLE LEGENDS

Trending Index From Previous Month

- ≥ .25
- < .25 and ≥ -.25
- < -.25

### 95% Confidence Interval

- < .25
- ≥ 0.25 and < 0.5
- ≥ 0.5 and < 1.0
- ≥ 1.0

Rank	Prev.	Game Name	Supplier	Slots	Casinos	Theo Net Win vs House		Theo Net Win vs Zone		95% C.I.
1	1	3 Alarm Fire	Scientific Games	6	3	1.99		2.40		
2	NR	Jin Long 888	IGT	3	2	2.23		2.05		
3	10	Double Top Dollar	IGT	75	13	2.96		1.98		
4	13	African Diamond: Jewels Of The Wild	Konami	7	2	1.70		1.98		
5	3	Crystal Star	Everi Holdings	28	11	2.02		1.97		
6	11	Blazing 7s Bars	Scientific Games	5	2	1.82		1.84		
7	35	Triple Jackpot Gems	Everi Holdings	13	12	1.80		1.79		
8	14	Blazing 7s Scatter	Scientific Games	6	3	1.81		1.78		
9	6	Triple Silver	IGT	10	4	1.73		1.74		
10	17	Double Jackpot Lions Share	Everi Holdings	8	6	1.84		1.70		
11	8	Double Diamond Line	Scientific Games	5	2	1.17		1.67		
12	2	Easy Riches	Everi Holdings	19	8	1.68		1.65		
13	39	Triple Double Red Hot Strike	IGT	13	3	3.05		1.63		
14	25	Bonus Wheel Triple Fire	IGT	7	4	1.35		1.63		
15	16	Monte Carlo Royale	Scientific Games	3	3	2.27		1.59		
16	5	Dragons Luck	Everi Holdings	16	10	1.57		1.57		
17	7	Double Jackpot Gems	Everi Holdings	61	34	1.73		1.56		
18	15	Black Diamond	Everi Holdings	55	21	1.78		1.55		
19	22	Double Cash Money	Everi Holdings	7	4	1.53		1.54		
20	53	Shamrock	Everi Holdings	13	11	1.80		1.54		
21	64	Spin & Win - Rich & Famous	Scientific Games	8	7	1.13		1.51		
22	40	Double Jackpot Bullseye	Everi Holdings	4	2	1.52		1.46		
23	28	Pink Diamond Free Games	IGT	14	5	2.30		1.45		
24	21	Blazing Dollars Jackpot	Scientific Games	7	3	1.27		1.37		
25	26	Double Dollars Strike	IGT	28	5	1.23		1.35		

Utilizing the EILERS-FANTINI Central GPD we highlight the Top 25 Indexing Casino Owned Mechanical Reel games with a base denom greater than or equal to \$0.25 for the month based on the average Theo Net Win Index vs. Zone. Note, games are filtered to a minimum of 2 slots and 2 reporting casinos to qualify for the report.



## Top Indexing Games – Leased

Rank	Prev.	Game Name	Supplier	Slots	Casinos	Theo Net Win vs House		Theo Net Win vs Zone		95% C.I.
1	2	Dragon Link - Golden Century	Aristocrat	87	37	4.14		3.62		
2	1	Dragon Link - Happy And Prosperous	Aristocrat	105	39	4.15		3.59		
3	3	Buffalo Grand	Aristocrat	73	22	3.68		3.38		
4	27	Tarzan King Of The Jungle	Aristocrat	26	10	3.72		3.27		
5	NR	James Bond - Casino Royal	Scientific Games	30	18	3.71		3.21		
6	19	Wheel Of Fortune - Triple Red Hot 7 Gold Spin	IGT	28	25	3.16		3.16		
7	8	Dragon Link - Autumn Moon	Aristocrat	67	35	3.84		3.08		
8	4	5 Dragons Grand	Aristocrat	19	9	2.82		3.00		
9	7	Dragon Link - Panda Magic	Aristocrat	68	36	3.74		3.00		
10	5	How To Marry A Millionaire	IGT	8	6	2.70		2.98		
11	9	Double Jackpot Gems	Everi Holdings	8	4	3.14		2.82		
12	12	Lightning Link - Tiki Fire	Aristocrat	78	34	3.05		2.74		
13	NR	Cash Wheel	Scientific Games	6	4	2.16		2.70		
14	25	Dancing Drums	Scientific Games	51	9	2.73		2.69		
15	22	Wheel Of Fortune - 5x Pay	IGT	14	5	2.67		2.67		
16	NR	Wheel Of Fortune - Gold Spins	IGT	23	13	2.68		2.67		
17	14	Wheel Of Fortune - Triple Gold Gold Spin	IGT	35	32	2.74		2.63		
18	6	Monopoly Hot Shot	Scientific Games	19	7	2.21		2.63		
19	29	Lightning Link - Bengal Treasures	Aristocrat	33	14	2.97		2.62		
20	11	Liberty Link - Diamond Burst	Aristocrat	9	6	2.41		2.62		
21	10	Buffalo Thundering 7s	Aristocrat	7	4	2.73		2.59		
22	21	Lightning Link - Moon Race	Aristocrat	38	20	2.74		2.52		
23	NR	Red Hot Jackpots Double Sizzling 7s	IGT	15	3	2.47		2.52		
24	48	Lightning Link - Wild Chuco	Aristocrat	38	17	2.83		2.50		
25	18	Lightning Link - Heart Throb	Aristocrat	70	33	2.79		2.49		

### KEY OBSERVATIONS

'James Bond – Casino Royal' from Scientific Games is now tracked in the Lease segment as it enters new markets and jumps in the ranks to number five indexing at 3.21x.

Aristocrat's 'Tarzan King of the Jungle' makes a big jump into the top 5 ranks from #27 to #4.

Aristocrat continues to dominate the Leased ranks with 14 of the 25 top themes.

### TABLE LEGENDS

Trending Index From Previous Month


























- ≥ .25
- < .25 and ≥ -.25
- < -.25

### 95% Confidence Interval

- < .25
- ≥ 0.25 and < 0.5
- ≥ 0.5 and < 1.0
- ≥ 1.0

Utilizing the EILERS-FANTINI Central GPD we highlight the Top 25 Indexing Leased games for the month of December based on the average Theo Net Win Index vs. Zone. Note, 100% leased casinos and WAP games are excluded; games are filtered to a minimum of 6 slots and 3 reporting casinos to qualify for the report.

## Top Indexing Games – WAP

Rank	Prev.	Game Name	Supplier	Slots	Casinos	Theo Net Win vs House		Theo Net Win vs Zone		95% C.I.
1	1	Buffalo Grand	Aristocrat	54	15	3.27	▼	3.16	▼	
2	14	James Bond - Casino Royal	Scientific Games	7	5	2.74	▲	2.74	▲	
3	2	Wheel Of Fortune - Triple Gold Gold Spin	IGT	21	12	2.53	▼	2.55	▼	
4	4	5 Dragons Grand	Aristocrat	10	6	2.27	▬	2.52	▬	
5	9	Wheel Of Fortune - Triple Red Hot 7 Gold Spin	IGT	10	5	2.60	▬	2.51	▬	
6	22	James Bond - Thunderball	Scientific Games	9	6	2.34	▲	2.31	▲	
7	8	Wheel Of Fortune - Triple Red Hot 7'S	IGT	8	5	2.75	▬	2.28	▬	
8	3	Tarzan King Of The Jungle	Aristocrat	14	4	2.45	▼	2.25	▼	
9	5	Timber Wolf Grand	Aristocrat	15	5	2.11	▬	2.25	▬	
10	7	Wheel Of Fortune - Double 3x4x5x Pay	IGT	7	4	1.97	▬	2.15	▬	
11	11	Megabucks - Double Diamond Deluxe	IGT	8	5	2.06	▬	2.14	▬	
12	12	Wheel Of Fortune - Triple Double Diamond	IGT	6	4	1.74	▬	2.01	▬	
13	13	Wheel Of Fortune - Double Diamond	IGT	10	5	2.24	▬	1.92	▬	
14	6	Lord Of The Rings - Rule Them All	Scientific Games	13	7	1.57	▼	1.80	▼	
15	20	Fast Cash	Aristocrat	18	4	1.75	▬	1.71	▬	
16	19	Monopoly Hot Shot	Scientific Games	7	6	1.70	▬	1.70	▬	
17	16	Game Of Thrones - Fire & Blood	Aristocrat	8	2	1.51	▬	1.64	▬	
18	26	Wheel Of Fortune - Ultra Wheels	IGT	5	3	1.30	▬	1.63	▬	
19	21	Monopoly Money	Scientific Games	13	6	1.60	▬	1.62	▬	
20	23	Willy Wonka	Scientific Games	5	2	0.96	▬	1.58	▬	
21	18	Willy Wonka World Of Wonka	Scientific Games	25	11	1.58	▬	1.49	▬	
22	30	Buffalo Thundering 7s	Aristocrat	19	8	1.61	▬	1.45	▬	
23	15	Johnny Cash Ring Of Fire	Scientific Games	8	6	1.43	▼	1.35	▼	
24	10	Wheel Of Fortune - 3d	IGT	11	4	1.16	▼	1.34	▼	
25	34	Seinfeld	Scientific Games	7	3	1.00	▬	1.33	▬	

### KEY OBSERVATIONS

The aforementioned 'James Bond – Casino Royal' also moves higher up the WAP ranks with more units tracked now taking the second position behind the long standing 'Buffalo Grand'.





A second WOF Gold Spin variant 'Triple Red Hot 7s Gold Spin' on the MegaTower Jumbo cabinet is ranked in the top 5 at #5.

### TABLE LEGENDS

Trending Index From Previous Month

- ▲ ≥ .25
- ▬ < .25 and ≥ -.25
- ▼ < -.25

### 95% Confidence Interval

-  < .25
-  ≥ 0.25 and < 0.5
-  ≥ 0.5 and < 1.0
-  ≥ 1.0

Utilizing the EILERS-FANTINI Central GPD we highlight the Top 25 Indexing WAP games for the month of December based on the average Theo Net Win Index vs. Zone. Note, games are filtered to a minimum of 5 slots and 2 reporting casinos to qualify for the report.

## Top Indexing Parent Games – Premium (Lease & WAP)

Rank	Prev.	Game Name	Supplier	Slots	Casinos	Theo Net Win vs House		Theo Net Win vs Zone		95% C.I.
1	2	Dragon Link	Aristocrat	330	39	3.98		3.36		
2	1	Buffalo Grand	Aristocrat	127	36	3.51		3.29		
3	3	How To Marry A Millionaire	IGT	8	6	2.70		2.98		
4	6	Tarzan King of the Jungle	Aristocrat	40	14	3.28		2.92		
5	18	Wonder 4	Aristocrat	43	5	2.87		2.89		
6	5	5 Dragons Grand	Aristocrat	29	15	2.63		2.83		
7	4	Double Jackpot Gems	Everi Holdings	8	4	3.14		2.82		
8	11	Smokin Hot Stuff	Everi Holdings	11	3	2.77		2.73		
9	10	Dancing Drums	Scientific Games	51	9	2.73		2.69		
10	NR	Ocean Magic Grand	IGT	9	3	2.52		2.44		
11	15	Gentlemen Prefer Blondes	IGT	9	7	2.08		2.40		
12	14	Lightning Link	Aristocrat	771	65	2.97		2.36		
13	23	Fortune Gong Dragon	IGT	22	11	2.21		2.34		
14	NR	Buffalo Inferno	Aristocrat	6	5	3.41		2.34		
15	8	Buffalo Gold	Aristocrat	21	8	2.51		2.33		
16	73	James Bond	Scientific Games	81	32	2.53		2.33		
17	9	Liberty Link	Aristocrat	31	7	2.18		2.33		
18	NR	Riches with Daikoku	Konami	10	7	2.05		2.28		
19	7	Colossal Diamonds	AGS	10	10	3.28		2.22		
20	NR	Red Hot Jackpots	IGT	25	3	2.12		2.21		
21	12	Timber Wolf Grand	Aristocrat	30	14	2.12		2.19		
22	13	Ultimate Fire Link	Scientific Games	152	28	2.44		2.19		
23	17	Cash Wheel	Scientific Games	10	7	1.82		2.16		
24	42	River Dragons	AGS	12	5	2.13		2.15		
25	25	Jin Long 888	IGT	25	13	2.16		2.10		

### KEY OBSERVATIONS

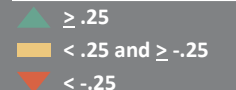
With Dragon Link, Lightning Link, and Wheel of Fortune dominating the previous pages, here we group by overlaying parent theme to draw additional insights.

'Tarzan King of the Jungle' continues to move up now as the 4<sup>th</sup> rank, indexing at 2.92x.

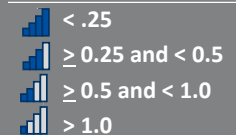
IGT - 'Fortune Gong Dragon' moves 10 positions to #13.

### TABLE LEGENDS

Trending Index From Previous Month



### 95% Confidence Interval



Utilizing the EILERS-FANTINI Central GPD we highlight the Top 25 Indexing Premium Parent Games for the month of December based on the average Theo Net Win Index vs. Zone. Note, games are filtered to a minimum of 5 slots and 2 reporting casinos to qualify for the report.



## Contents

- Overview
- Key Insights
- Operator Participation
- Floor Mix
- Top Indexing Games
- **Top Grossing Games**
- Top NEW Games
- Top Indexing Suppliers
- Top Grossing Suppliers
- Supplier Fair Share



## Top Grossing Games – Owned

Ranking	Game Name	Supplier	Slots	Casinos	Percent of Total Theo Net Win
1	Game King Poker	IGT	3544	143	3.07%
2	Dancing Drums	Scientific Games	496	112	1.51%
3	Buffalo Gold	Aristocrat	430	109	1.33%
4	Selexion	Konami	677	83	1.19%
5	Wonder 4	Aristocrat	436	84	1.09%
6	88 Fortunes - Duo Fu Duo Cai	Scientific Games	633	113	1.06%
7	American Original	Scientific Games	238	43	0.95%
8	Buffalo	Aristocrat	433	54	0.81%
9	Jungle Wild - Winning Streak	Scientific Games	193	40	0.79%
10	Wonder 4 Tall Fortunes	Aristocrat	271	98	0.75%
11	Double Gold	IGT	383	64	0.75%
12	Pompeii	Aristocrat	408	59	0.71%
13	Fu Dao Le	Scientific Games	504	112	0.65%
14	Wonder 4 Jackpots	Aristocrat	372	101	0.60%
15	Cleopatra	IGT	329	54	0.58%
16	Timber Wolf	Aristocrat	228	36	0.54%
17	Wonder 4 Tower	Aristocrat	258	102	0.53%
18	Triple Double Diamond	IGT	353	54	0.52%
19	China Shores	Konami	287	63	0.51%
20	Zeus	Scientific Games	244	44	0.51%
21	Lock It Link - Diamonds	Scientific Games	223	87	0.51%
22	Wicked Winnings 2	Aristocrat	290	56	0.51%
23	Lock It Link - Night Life	Scientific Games	240	98	0.48%
24	Whales Of Cash	Aristocrat	223	55	0.46%
25	Stinkin Rich	IGT	237	42	0.45%

**Other Games 79.14%**

### KEY OBSERVATIONS

No major changes in the top grossing games this month and we would expect this to continue for some time as more variants of GameKing, Buffalo, Wonder 4, and Selexion are added to the market.

Utilizing the EILERS-FANTINI Central GPD we highlight the Top 25 Grossing Casino Owned games for the month of December based on Percent of Total Theo Net Win for all Owned games.

## Top Grossing Games – Leased

Ranking	Game Name	Supplier	Slots	Casinos	Percent of Total Theo Net Win
1	Dragon Link - Happy And Prosperous	Aristocrat	105	39	3.80%
2	Lightning Link - Sahara Gold	Aristocrat	124	56	3.28%
3	Dragon Link - Golden Century	Aristocrat	87	37	3.10%
4	Lightning Link - High Stakes	Aristocrat	126	56	3.08%
5	Lightning Link - Happy Lantern	Aristocrat	120	53	3.00%
6	Buffalo Grand	Aristocrat	73	22	2.35%
7	Lightning Link - Magic Pearl	Aristocrat	96	49	2.18%
8	Dragon Link - Autumn Moon	Aristocrat	67	35	2.16%
9	Dragon Link - Panda Magic	Aristocrat	68	36	2.14%
10	Lightning Link - Tiki Fire	Aristocrat	78	34	2.07%
11	88 Fortunes - Duo Fu Duo Cai	Scientific Games	100	18	1.94%
12	Lightning Link - Heart Throb	Aristocrat	70	33	1.68%
13	Super Star Poker	IGT	390	60	1.42%
14	The Walking Dead 2	Aristocrat	75	38	1.32%
15	Ultimate Fire Link - China Street	Scientific Games	54	26	1.26%
16	Lightning Link - Best Bet	Aristocrat	48	24	1.20%
17	Dancing Drums	Scientific Games	51	9	1.12%
18	Roulette 00	Interblock	81	11	1.11%
19	Ultimate Fire Link - Olvera Street	Scientific Games	49	22	1.03%
20	Willy Wonka World Of Wonka	Scientific Games	82	36	1.00%
21	Lightning Link - Moon Race	Aristocrat	38	20	0.97%
22	Lightning Link - Wild Chuco	Aristocrat	38	17	0.91%
23	Lightning Link - Bengal Treasures	Aristocrat	33	14	0.87%
24	Tarzan King Of The Jungle	Aristocrat	26	10	0.86%
25	Monopoly Millionaire	Scientific Games	99	27	0.86%

**Other Games 55.28%**

### KEY OBSERVATIONS

'Lightning Link' and 'Dragon Link' variations continue to dominate the Leased segment while similar competitor variations 'Ultimate Fire Link' continues to rise.

Utilizing the EILERS-FANTINI Central GPD we highlight the Top 25 Grossing Casino Leased games for the month of December based on Percent of Total Theo Net Win for all Leased games. Note, 100% leased casinos and WAP games are excluded

## Top Grossing Games – WAP

Ranking	Game Name	Supplier	Slots	Casinos	Percent of Total Theo Net Win
1	Buffalo Grand	Aristocrat	54	15	18.14%
2	Wheel Of Fortune - Triple Gold Gold Spin	IGT	21	12	5.20%
3	Willy Wonka World Of Wonka	Scientific Games	25	11	3.76%
4	Timber Wolf Grand	Aristocrat	15	5	3.39%
5	Tarzan King Of The Jungle	Aristocrat	14	4	3.21%
6	Buffalo Thundering 7s	Aristocrat	19	8	3.08%
7	Wheel Of Fortune - Triple Red Hot 7 Gold Spin	IGT	10	5	2.96%
8	Fast Cash	Aristocrat	18	4	2.78%
9	Monopoly Millionaire	Scientific Games	21	5	2.64%
10	5 Dragons Grand	Aristocrat	10	6	2.40%
11	Wheel Of Fortune - Double Diamond	IGT	10	5	2.05%
12	James Bond - Casino Royal	Scientific Games	7	5	2.00%
13	Megabucks - Double Diamond Deluxe	IGT	8	5	1.92%
14	Wheel Of Fortune - Triple Red Hot 7'S	IGT	8	5	1.90%
15	James Bond - Thunderball	Scientific Games	9	6	1.89%
16	Monopoly Money	Scientific Games	13	6	1.88%
17	Lord Of The Rings - Rule Them All	Scientific Games	13	7	1.78%
18	Elvis Shake Rattling Reels	Scientific Games	12	6	1.38%
19	Wheel Of Fortune - 3d	IGT	11	4	1.31%
20	Wheel Of Fortune - Double 3x4x5x Pay	IGT	7	4	1.27%
21	Cash Spin Deluxe	Scientific Games	12	5	1.22%
22	Willie Nelson - Shotgun Willie	Everi Holdings	10	4	1.17%
23	Monopoly Hot Shot	Scientific Games	7	6	1.03%
24	Game Of Thrones	Aristocrat	9	5	1.03%
25	Wheel Of Fortune - Double Diamond Gold Spin	IGT	3	3	0.99%

**Other Games 29.63%**

### KEY OBSERVATIONS

'Wheel of Fortune', 'Buffalo', 'Monopoly', and 'Willy Wonka' parent themes remain dominant in the top grossing WAP themes while 'James Bond' continues to rise.

Utilizing the EILERS-FANTINI Central GPD we highlight the Top 25 Grossing WAP games for the month of December based on Percent of Total Theo Net Win for all WAP games.

## Top Grossing Parent Games – Premium (Lease & WAP)

Ranking	Game Name	Supplier	Slots	Casinos	Percent of Total Theo Net Win
1	Lightning Link	Aristocrat	771	65	17.59%
2	Dragon Link	Aristocrat	330	39	10.28%
3	Wheel of Fortune	IGT	478	86	5.35%
4	Buffalo Grand	Aristocrat	127	36	3.71%
5	Ultimate Fire Link	Scientific Games	152	28	2.91%
6	Monopoly	Scientific Games	199	44	2.22%
7	88 Fortunes - Duo Fu Duo Cai	Scientific Games	116	20	1.99%
8	Quick Hit	Scientific Games	207	29	1.69%
9	Willy Wonka	Scientific Games	149	51	1.62%
10	James Bond	Scientific Games	81	32	1.42%
11	Super Star Poker	IGT	390	60	1.29%
12	The Walking Dead 2	Aristocrat	75	38	1.20%
13	Roulette	Interblock	93	13	1.12%
14	Tarzan King of the Jungle	Aristocrat	40	14	1.06%
15	Fort Knox	IGT	101	29	1.05%
16	Dancing Drums	Scientific Games	51	9	1.03%
17	Wonder 4	Aristocrat	43	5	0.80%
18	Harley Davidson	IGT	66	27	0.75%
19	Ultimate X Poker	IGT	81	13	0.66%
20	Dragon Spin	Scientific Games	52	10	0.63%
21	All Star Poker 2	IGT	70	11	0.62%
22	5 Dragons Grand	Aristocrat	29	15	0.61%
23	Liberty Link	Aristocrat	31	7	0.58%
24	Timber Wolf Grand	Aristocrat	30	14	0.55%
25	Simpsons	Scientific Games	79	33	0.52%

**Other Games 38.76%**

### KEY OBSERVATIONS

'Lightning Link' and 'Dragon Link' account for over 25% of the Total Theo Net Win in the segment with over 1,100 units currently tracked in the Game Performance Database.

Utilizing the EILERS-FANTINI Central GPD we highlight the Top 25 Grossing Premium parent games for the month of December based on Percent of Total Theo Net Win for all Lease & WAP games.



## Contents

- Overview
- Key Insights
- Operator Participation
- Floor Mix
- Top Indexing Games
- Top Grossing Games
- **Top NEW Games**
- Top Indexing Suppliers
- Top Grossing Suppliers
- Supplier Fair Share



## Top Indexing NEW Games – Owned

Rank	Prev.	Game Name	Supplier	Slots	Casinos	DOF Theme	Theo Net Win vs House	Theo Net Win vs Zone	95% C.I.
1	1	Scarab	IGT	31	13	80	2.63	2.52	
2	8	Lock It Link - Piggy Bankin	Scientific Games	22	7	54	2.82	2.38	
3	2	Ocean Magic Grand	IGT	21	13	105	2.19	2.36	
4	NR	Jinse Dao Dragon	Scientific Games	9	6	31	2.25	2.27	
5	NR	Eastern Dragon	AGS	10	3	22	1.64	2.25	
6	NR	Jinse Dao Phoenix	Scientific Games	8	6	30	2.25	2.24	
7	44	Jewelry And Treasures	Aruze	3	3	85	2.19	2.23	
8	3	Wonder 4 Boost	Aristocrat	63	22	96	2.19	1.96	
9	4	Dancing Foo	Aristocrat	25	10	116	1.94	1.94	
10	NR	Money Charged Jackpots Capital Gaines	AGS	4	2	156	2.71	1.92	
11	19	Hexogems Jewels Of Pharaoh	Scientific Games	7	5	68	1.94	1.91	
12	5	Solar Disc	IGT	38	15	99	1.95	1.69	
13	6	Lunar Festival	Aristocrat	24	10	117	1.68	1.69	
14	9	Hexogems Jewels Of Cai Shen	Scientific Games	4	4	57	1.66	1.69	
15	NR	88 Fortunes Diamond	Scientific Games	7	4	22	1.68	1.68	
16	NR	Emerald Princess	AGS	11	3	24	1.27	1.64	
17	21	Mighty Cash Big Money - Green	Aristocrat	18	8	153	1.63	1.62	
18	20	Golden Skulls	AGS	8	3	125	1.96	1.62	
19	35	War And Treasures	Aruze	3	3	85	1.54	1.60	
20	13	Jumpin Jalapenos Jackpots	Konami	5	3	110	1.47	1.57	
21	24	Fu Lai Cai Stack Wild Luxury	Aruze	11	5	80	1.60	1.55	
22	23	Fu Lai Cai Lai 5 Sea Legends	Aruze	13	6	75	1.57	1.53	
23	17	Fu Lai Cai Lai Triple Festival	Aruze	10	4	85	1.53	1.49	
24	11	Cleopatra Gold Free Games	IGT	6	3	110	1.31	1.47	
25	NR	Pretty Penny	Incredible Technologies	5	3	78	1.57	1.46	

### KEY OBSERVATIONS

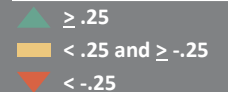
The top overall Owned game again is atop of the NEW game ranks as 'Scarab' by IGT remains #1.

AGS adds 3 new themes to the ranks with 'Eastern Dragon', 'Money Charged Jackpots Capital Gaines', and 'Emerald Princess' all indexing above 1.6x.

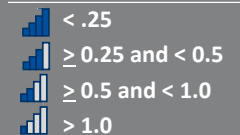
Incredible Tech. 'Pretty Penny' rounds out the list at #25.

### TABLE LEGENDS

Trending Index From Previous Month



### 95% Confidence Interval



For this report we are utilizing a filter for new 'for sale cabinets', a 'game theme days on floor' filter of less than 180 days, and a filter that tracks only games that have been in the GPD for less than 180 days for Casino Owned games. Note, that games are filtered to a minimum of 3 slots and 2 casinos to qualify for the report.

# Top Indexing NEW Games – Owned, Video Reel

This report is intended for arentz@fantiniresearch.com. Unauthorized redistribution of this report is prohibited.

Rank	Prev.	Game Name	Supplier	Slots	Casinos	DOF Theme	Theo Net Win vs House	Theo Net Win vs Zone	95% C.I.
1	1	Scarab	IGT	30	12	82	2.65	2.52	
2	8	Lock It Link - Piggy Bankin	Scientific Games	22	7	54	2.82	2.38	
3	2	Ocean Magic Grand	IGT	21	13	105	2.19	2.36	
4	NR	Jinse Dao Dragon	Scientific Games	9	6	31	2.25	2.27	
5	NR	Eastern Dragon	AGS	10	3	22	1.64	2.25	
6	NR	Jinse Dao Phoenix	Scientific Games	8	6	30	2.25	2.24	
7	40	Jewelry And Treasures	Aruze	3	3	85	2.19	2.23	
8	3	Wonder 4 Boost	Aristocrat	63	22	96	2.19	1.96	
9	4	Dancing Foo	Aristocrat	25	10	116	1.94	1.94	
10	NR	Money Charged Jackpots Capital Gaines	AGS	4	2	156	2.71	1.92	
11	19	Hexogems Jewels Of Pharaoh	Scientific Games	7	5	68	1.94	1.91	
12	5	Solar Disc	IGT	38	15	99	1.95	1.69	
13	6	Lunar Festival	Aristocrat	24	10	117	1.68	1.69	
14	9	Hexogems Jewels Of Cai Shen	Scientific Games	4	4	57	1.66	1.69	
15	NR	Emerald Princess	AGS	11	3	24	1.27	1.64	
16	21	Mighty Cash Big Money - Green	Aristocrat	18	8	153	1.63	1.62	
17	20	Golden Skulls	AGS	8	3	125	1.96	1.62	
18	32	War And Treasures	Aruze	3	3	85	1.54	1.60	
19	13	Jumpin Jalapenos Jackpots	Konami	5	3	110	1.47	1.57	
20	24	Fu Lai Cai Stack Wild Luxury	Aruze	11	5	80	1.60	1.55	
21	23	Fu Lai Cai Lai 5 Sea Legends	Aruze	13	6	75	1.57	1.53	
22	17	Fu Lai Cai Lai Triple Festival	Aruze	10	4	85	1.53	1.49	
23	11	Cleopatra Gold Free Games	IGT	6	3	110	1.31	1.47	
24	NR	Pretty Penny	Incredible Technologies	5	3	78	1.57	1.46	
25	27	Fu Pig	AGS	8	3	125	1.74	1.46	

## KEY OBSERVATIONS

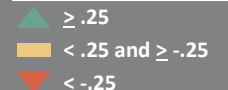
Aruze has 4 themes in the top 25 lead by 'Jewelry and Treasures' indexing at 2.23x and three 'Fu Lai Cai Lai' themes all above 1.4x.

SGs 'Jinse Dao Dragon' and 'Jinse Dao Phoenix' rank in the top 10 indexing above 2.2x.

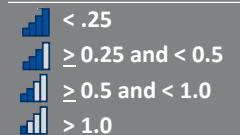
Aristocrat Helix Xt themes 'Dancing Foo', 'W4 Boost' and 'Lunar Festival' all index above 1.6x.

## TABLE LEGENDS

Trending Index From Previous Month



95% Confidence Interval



For this report we are utilizing a filter for new 'for sale cabinets', a 'game theme days on floor' filter of less than 180 days, and a filter that tracks only games that have been in the GPD for less than 180 days for Casino Owned Video Reel games. Note, that games are filtered to a minimum of 3 slots and 2 casinos to qualify for the report.

## Top Indexing NEW Games – Owned, Mechanical Reel

### KEY OBSERVATIONS

'88 Fortunes Diamond' on the TwinStar 3RM tops all NEW Mechanical Reel themes indexing 1.75x.

Aristocrat continues to add new themes to the database with three new ReIm games being tracked.

Only 6 of the 17 NEW games rank above 1x as the NEW Mechanical Reel segment continues to find footing.

### TABLE LEGENDS

Trending Index From Previous Month

- ≥ .25
- < .25 and ≥ -.25
- < -.25

95% Confidence Interval

- < .25
- ≥ 0.25 and < 0.5
- ≥ 0.5 and < 1.0
- ≥ 1.0

Rank	Prev.	Game Name	Supplier	Slots	Casinos	DOF Theme	Theo Net Win vs House	Theo Net Win vs Zone	95% C.I.
1	NR	88 Fortunes Diamond	Scientific Games	6	4	24	1.75	<b>1.75</b>	
2	1	Lucky Ruby	Aristocrat	3	2	145	1.26	<b>1.22</b>	
3	4	Crazy Hot Jackpots Money Surge	Aristocrat	6	4	56	1.29	<b>1.13</b>	
4	3	Crazy Hot Jackpots Diamond Prize	Aristocrat	4	3	65	1.13	<b>1.13</b>	
5	NR	Hot Hit Sizzling 7s Free Games	IGT	2	1	6	1.30	<b>1.11</b>	
6	NR	Cash Flurry	Aristocrat	2	1	6	1.13	<b>1.01</b>	
7	NR	Firecracker Wilds	Aristocrat	2	2	116	0.78	<b>0.78</b>	
8	5	Triple Big Wheel	IGT	5	2	84	0.73	<b>0.73</b>	
9	NR	Happy Cherry	Aristocrat	2	1	37	0.50	<b>0.50</b>	
10	7	Diamond Chance Spin - Cash Paradise	Aruze	3	2	90	0.43	<b>0.50</b>	
11	6	Blue Fire	Aristocrat	2	1	88	0.63	<b>0.49</b>	
12	8	Diamond Chance Spin - Rising Eagle	Aruze	3	2	90	0.42	<b>0.48</b>	
13	10	Perfect Cut	Aristocrat	2	2	136	0.46	<b>0.46</b>	
14	9	Triple Jasmine	Aristocrat	2	1	88	0.56	<b>0.44</b>	
15	11	Diamond Chance Spin - Repeat 7s Dynami	Aruze	3	2	90	0.35	<b>0.40</b>	
16	NR	Joy Wheels	Aruze	3	1	4	0.35	<b>0.35</b>	
17	NR	Double Diamond Run Free	IGT	4	1	6	0.23	<b>0.23</b>	

For this report we are utilizing a filter for new 'for sale cabinets', a 'game theme days on floor' filter of less than 180 days, and a filter that tracks only games that have been in the GPD for less than 180 days for Casino Owned Mechanical Reel games. Note, that games are filtered to a minimum of 2 slots to qualify for the report.

# Top Indexing NEW Games – Leased

This report is intended for arentz@fantiniresearch.com. Unauthorized redistribution of this report is prohibited.

Rank	Prev.	Game Name	Supplier	Slots	Casinos	DOF Theme	Theo Net Win vs House	Theo Net Win vs Zone	95% C.I.
1	NR	Wonder 4 Boost	Aristocrat	5	2	67	3.52	3.90	
2	5	Smokin Hot Stuff Wicked Wheel	Everi Holdings	6	2	49	3.46	3.31	
3	NR	James Bond - Casino Royal	Scientific Games	30	18	27	3.71	3.21	
4	NR	Lunar Festival	Aristocrat	11	2	69	2.72	3.17	
5	NR	Dancing Foo	Aristocrat	11	2	69	2.60	2.98	
6	NR	James Bond - Thunderball	Scientific Games	4	2	61	2.88	2.78	
7	1	Riches With Daikoku Triple Sparkle	Konami	9	6	43	2.26	2.46	
8	NR	Golden Goddess Valeria	IGT	3	2	10	2.17	2.44	
9	NR	Ocean Magic Grand	IGT	9	3	110	2.52	2.44	
10	3	Super Star Sevens	Aristocrat	3	2	91	2.07	2.41	
11	12	Screaming Links	Lightning Gaming	8	2	62	2.74	2.39	
12	NR	Solstice Celebration Triple Sparkle	Konami	7	5	40	2.38	2.38	
13	6	Fortune Gong Dragon	IGT	22	11	60	2.21	2.34	
14	4	Lord Of The Rings - Rule Them All	Scientific Games	18	7	93	2.37	2.22	
15	22	Game Of Thrones - Fire & Blood	Aristocrat	8	3	93	2.47	2.15	
16	NR	Golden Goddess Tullia	IGT	4	2	11	1.96	2.15	
17	8	Monopoly Millionaire	Scientific Games	99	27	129	1.60	1.93	
18	11	James Bond - Diamonds Are Forever	Scientific Games	6	4	69	1.83	1.85	
19	14	Super Jackpot Red Alert	Everi Holdings	4	2	72	1.71	1.83	
20	7	Fortune Gong Phoenix	IGT	19	10	40	1.91	1.82	
21	23	James Bond - Goldfinger	Scientific Games	7	5	57	1.84	1.71	
22	10	Jackpot Party Ultimate Party Spin Groovy	Scientific Games	10	5	52	1.72	1.65	
23	NR	Cleopatra Gold Free Games	IGT	3	2	59	1.63	1.63	
24	NR	Super Bankroll Triple Double Stars	IGT	6	4	107	1.79	1.60	
25	17	Ghostbusters 4d	IGT	12	5	90	1.75	1.59	

## KEY OBSERVATIONS

A couple casinos taking Helix XT cabinets on as lease rockets the themes to the top of the lease ranks.

Everi 'Smokin Hot Stuff Wicked Wheel' continues to move up the ranks from #5 to #2 indexing at 3.31x.

New IGT games 'Golden Goddess Valeria' & 'Golden Goddess Tullia' are ranking #8 & #16 respectively.

## TABLE LEGENDS

Trending Index From Previous Month

≥ .25  
 < .25 and ≥ -.25  
 < -.25

## 95% Confidence Interval

< .25  
 ≥ 0.25 and < 0.5  
 ≥ 0.5 and < 1.0  
 ≥ 1.0

For this report we are utilizing a filter for new 'for sale cabinets', a 'game theme days on floor' filter of less than 180 days, and a filter that tracks only games that have been in the GPD for less than 180 days for Leased games. Note, excluding 100% lease casinos, WAP units, and filtered to a minimum of 3 slots and 2 casinos to qualify for the report.





## Top Indexing NEW Games – WAP

Rank	Prev.	Game Name	Supplier	Slots	Casinos	DOF Theme	Theo Net Win vs House	Theo Net Win vs Zone	95% C.I.
1	NR	Diamond Blaze	Everi Holdings	3	1	10	2.55	<b>2.55</b>	
2	2	Wheel Of Fortune - Triple Double Diamond	IGT	6	4	144	1.74	<b>2.01</b>	
3	3	Game Of Thrones - Fire & Blood	Aristocrat	8	2	154	1.51	<b>1.64</b>	
4	4	Star Trek - The Final Frontier	Scientific Games	2	1	63	0.77	<b>1.39</b>	
5	6	James Bond - Diamonds Are Forever	Scientific Games	7	3	93	1.30	<b>1.23</b>	
6	9	Britney Spears - One More Time	Aristocrat	4	2	53	1.21	<b>1.23</b>	
7	7	Wheel Of Fortune - Wild Sapphire	IGT	3	2	142	1.30	<b>1.19</b>	
8	8	James Bond - Goldfinger	Scientific Games	11	5	104	0.78	<b>0.86</b>	

### KEY OBSERVATIONS

‘Diamond Blaze’ featuring ‘Smokin Hot Stuff’ from Everi tops the New WAP ranks indexing at 2.55x and is the only new comer to the list.

‘James Bond – Goldfinger’ tacks the most slots on the list with 11 but conically posts the lowest index at 0.86x.

### TABLE LEGENDS

Trending Index From Previous Month

- ≥ .25
- < .25 and ≥ -.25
- < -.25

95% Confidence Interval

- < .25
- ≥ 0.25 and < 0.5
- ≥ 0.5 and < 1.0
- ≥ 1.0

For this report we are utilizing a filter for new ‘for sale cabinets’, a ‘game theme days on floor’ filter of less than 180 days, and a filter that tracks only games that have been in the GPD for less than 180 days for WAP games. Note, that games are filtered to a minimum of 2 slots to qualify for the report.

## Contents

- Overview
- Key Insights
- Operator Participation
- Floor Mix
- Top Indexing Games
- Top Grossing Games
- Top NEW Games
- **Top Indexing Suppliers**
- Top Grossing Suppliers
- Supplier Fair Share



## Top Indexing Suppliers – Overall

### More Than 100 Units

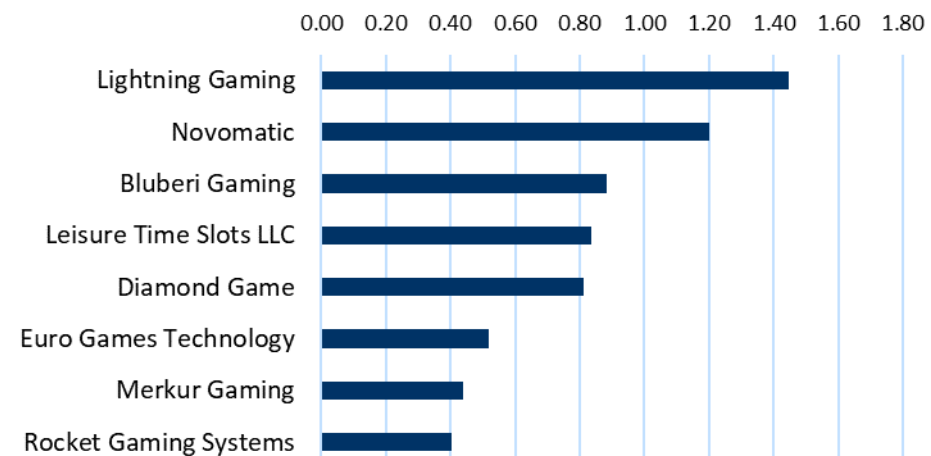
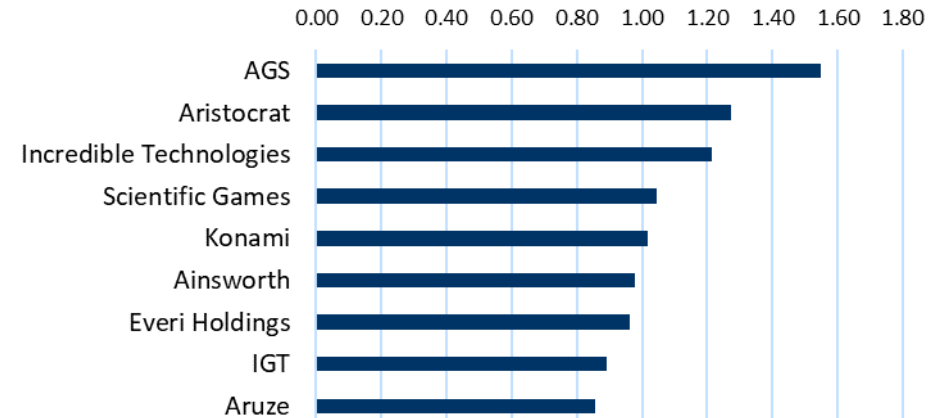
Ranking	Supplier	Slots	Theo Net Win vs House		Theo Net Win vs Zone	
1	AGS	916	1.64		1.55	
2	Aristocrat	15,726	1.30		1.27	
3	Incredible Technologies	1,487	1.25		1.22	
4	Scientific Games	25,766	1.04		1.04	
5	Konami	8,379	0.96		1.02	
6	Ainsworth	1,752	1.02		0.98	
7	Everi Holdings	2,379	0.96		0.96	
8	IGT	23,676	0.87		0.89	
9	Aruze	2,056	0.84		0.86	

### Less Than 100 Units

Ranking	Supplier	Slots	Theo Net Win vs House		Theo Net Win vs Zone	
1	Lightning Gaming	48	1.50		1.44	
2	Novomatic	28	1.01		1.20	
3	Bluberi Gaming	4	0.71		0.88	
4	Leisure Time Slots LLC	45	0.84		0.84	
5	Diamond Game	50	0.87		0.81	
6	Euro Games Technology	8	0.52		0.52	
7	Merkur Gaming	6	0.44		0.44	
8	Rocket Gaming Systems	5	0.41		0.41	

#### Trending Index From Previous Month

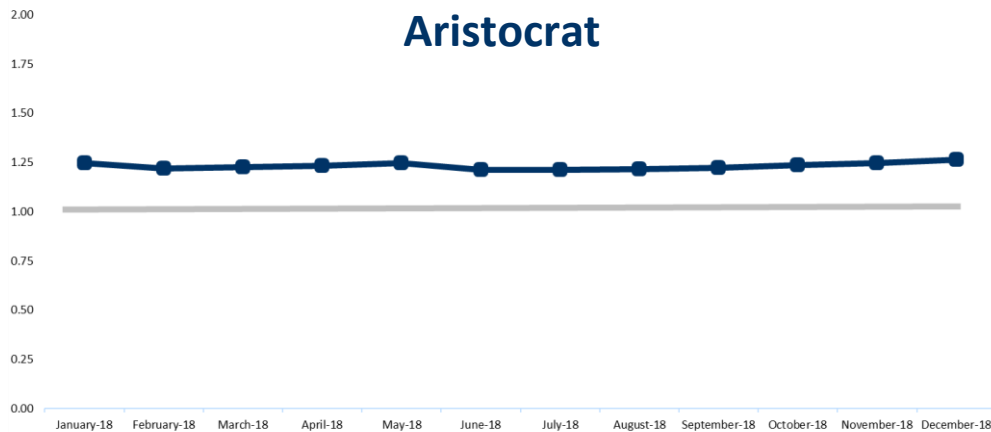
▲  $\geq .1$     ■  $< 0.1$  and  $\geq -.1$     ▼  $< -.1$



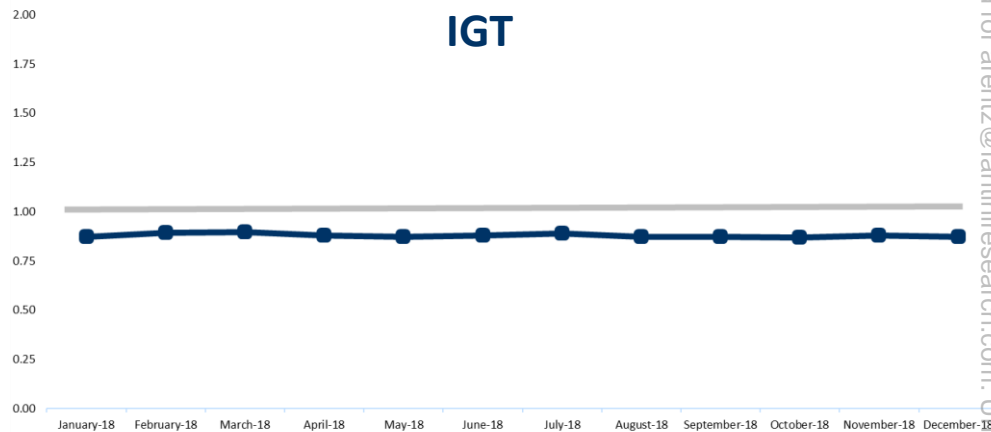
Utilizing the EILERS-FANTINI Central GPD we highlight the Top 19 Indexing Suppliers for the month of December based on the average Theo Net Win Index vs. Zone for all game categories. Note, filtered for suppliers with at least 5 units tracked and excluding all Video Poker, Keno, Skill, and ETG units.

## Supplier – Overall Index Trends

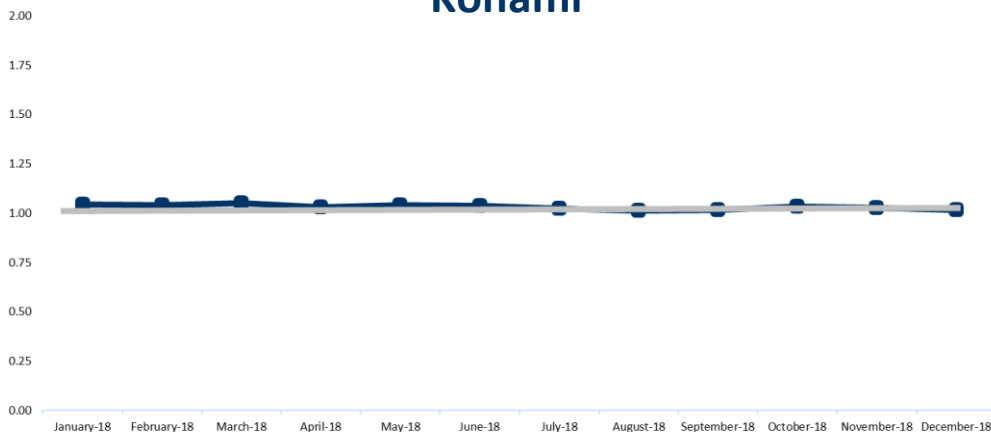
**Aristocrat**



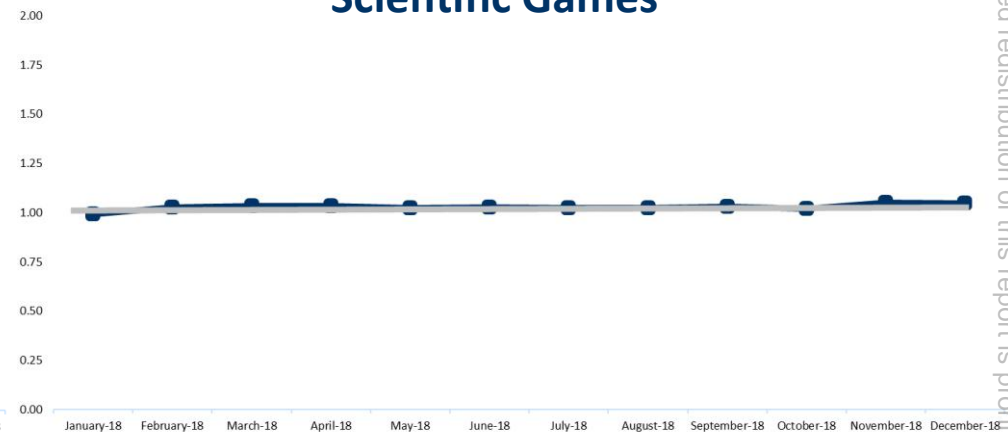
**IGT**



**Konami**



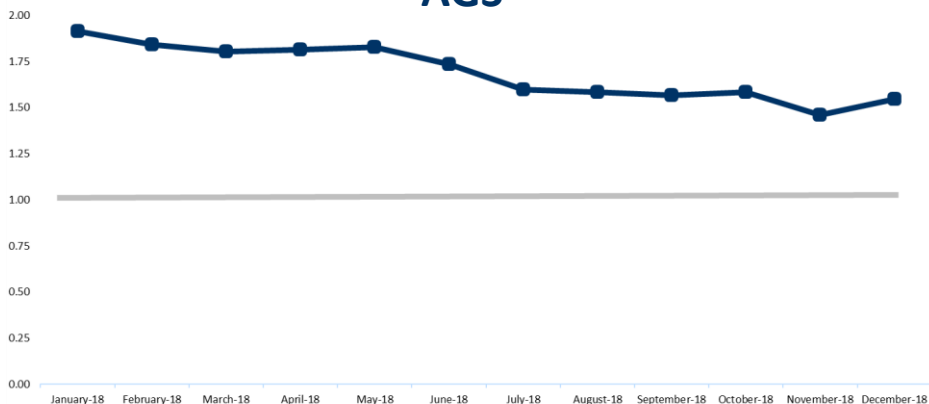
**Scientific Games**



Tending Theo Net Win Index vs Zone Average by Supplier for the trailing twelve months. Note, excluding all Video Poker, Keno, Skill, and ETG units.

## Supplier – Overall Index Trends

AGS



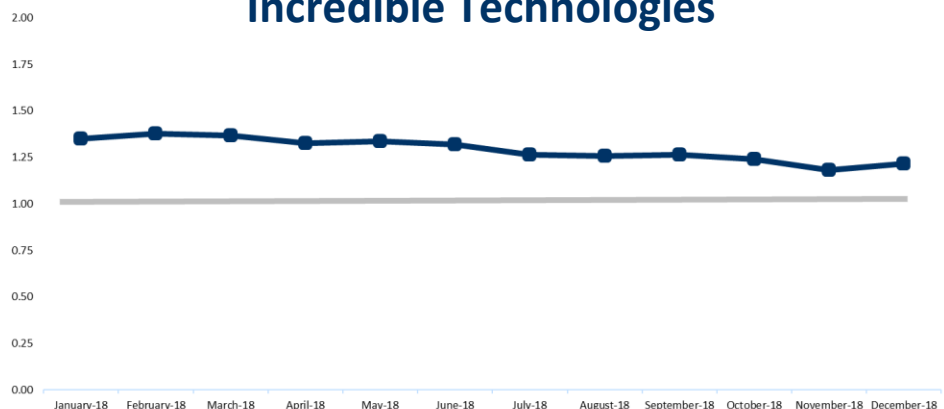
Ainsworth



Everi Holdings



Incredible Technologies



Tending Theo Net Win Index vs Zone Average by Supplier for the trailing twelve months. Note, excluding all Video Poker, Keno, Skill, and ETG units.



## Top Indexing Suppliers - Owned

### More Than 100 Units

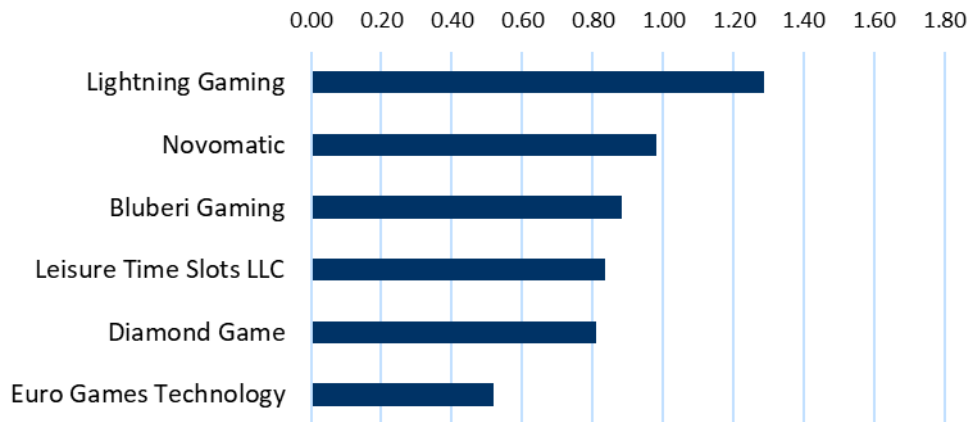
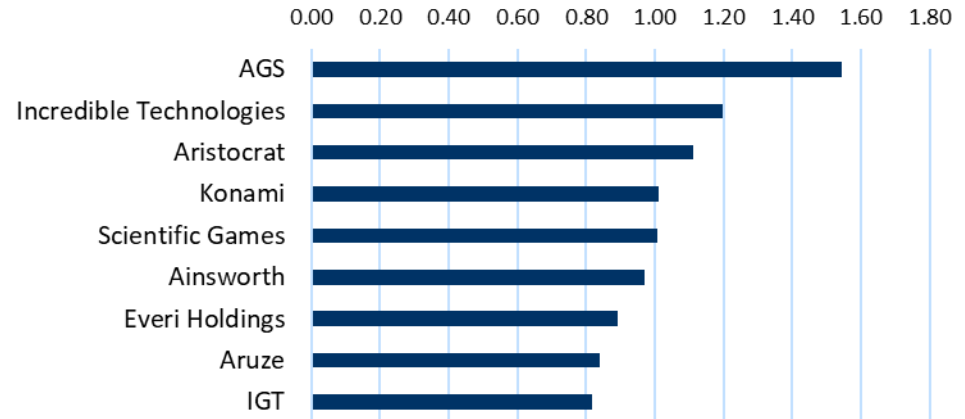
Ranking	Supplier	Slots	Theo Net Win vs House	Theo Net Win vs Zone
1	AGS	810	1.64	<b>1.55</b>
2	Incredible Technologies	1,324	1.24	<b>1.20</b>
3	Aristocrat	13,727	1.09	<b>1.11</b>
4	Konami	8,065	0.96	<b>1.01</b>
5	Scientific Games	19,820	1.00	<b>1.01</b>
6	Ainsworth	1,628	1.00	<b>0.97</b>
7	Everi Holdings	2,054	0.88	<b>0.89</b>
8	Aruze	1,973	0.83	<b>0.84</b>
9	IGT	18,017	0.79	<b>0.82</b>

### Less Than 100 Units

Ranking	Supplier	Slots	Theo Net Win vs House	Theo Net Win vs Zone
1	Lightning Gaming	36	1.28	<b>1.29</b>
2	Novomatic	9	0.79	<b>0.98</b>
3	Bluberi Gaming	4	0.71	<b>0.88</b>
4	Leisure Time Slots LLC	45	0.84	<b>0.84</b>
5	Diamond Game	50	0.87	<b>0.81</b>
6	Euro Games Technology	8	0.52	<b>0.52</b>

#### Trending Index From Previous Month

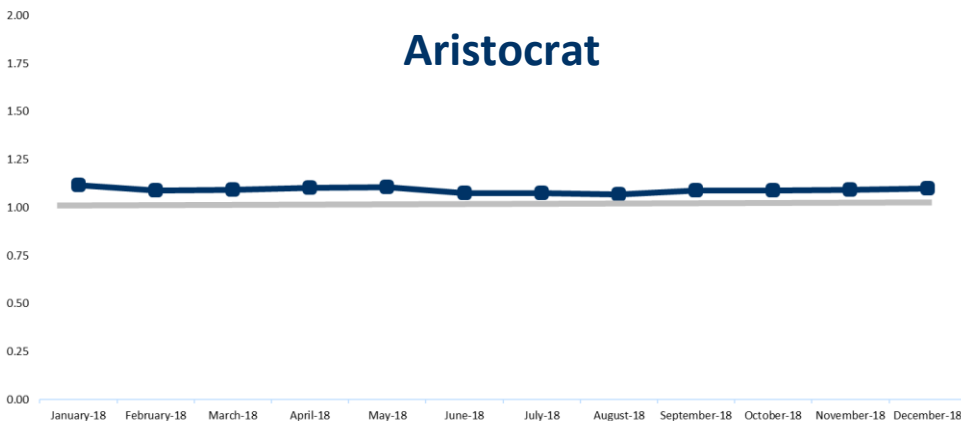
≥ .1   < 0.1 and ≥ -.1   < -.1



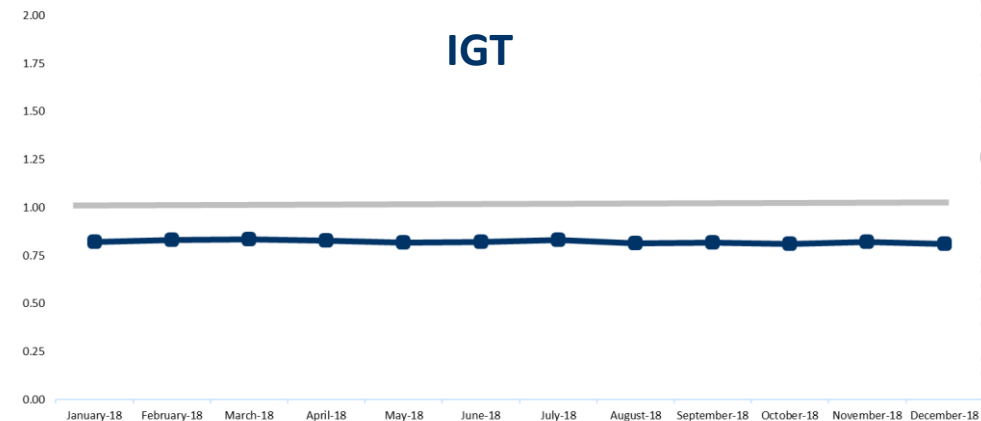
Utilizing the EILERS-FANTINI Central GPD we highlight the Top 18 Indexing Suppliers for the month of December based on the average Theo Net Win Index vs. Zone by each supplier for Casino Owned games. Note, filtered for suppliers with at least 5 units tracked and excluding all Video Poker, Keno, Skill, and ETG units.

## Supplier – Owned Index Trends

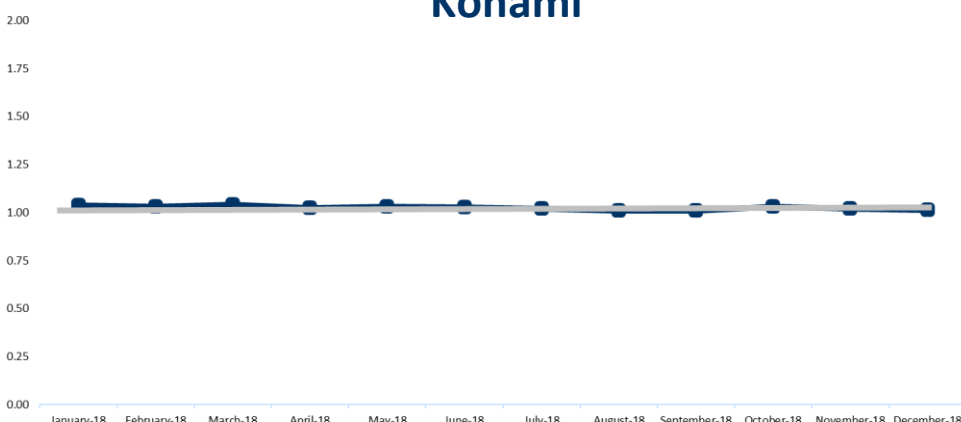
**Aristocrat**



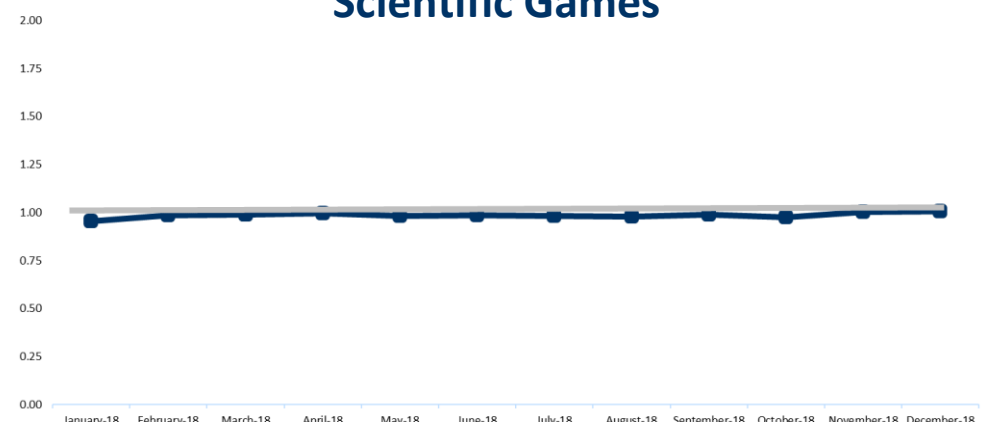
**IGT**



**Konami**



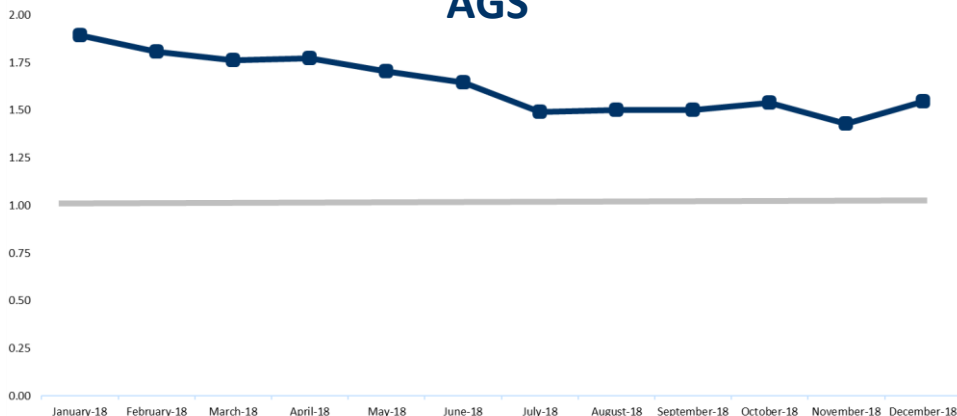
**Scientific Games**



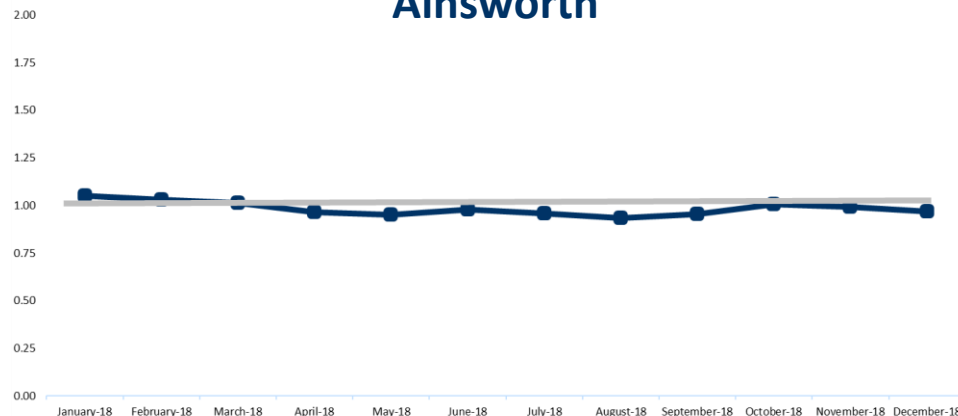
Tending Theo Net Win Index vs Zone Average by Supplier for the trailing twelve months. Note, excluding all Video Poker, Keno, Skill, and ETG units.

## Supplier – Owned Index Trends

AGS



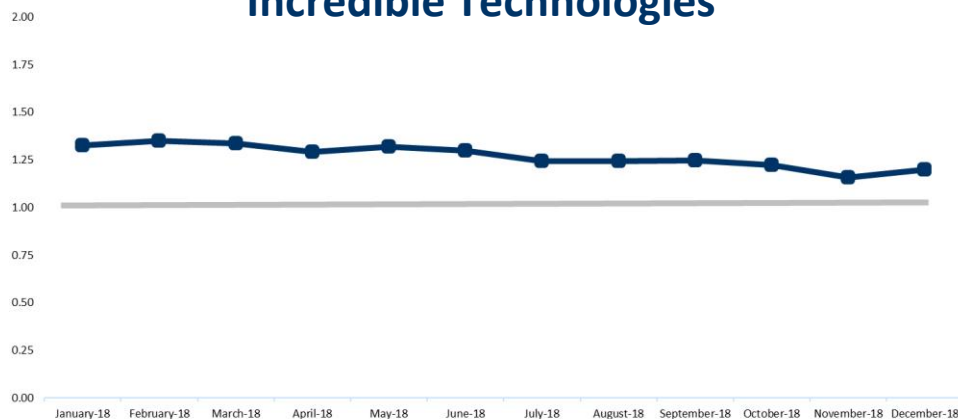
Ainsworth



Everi Holdings



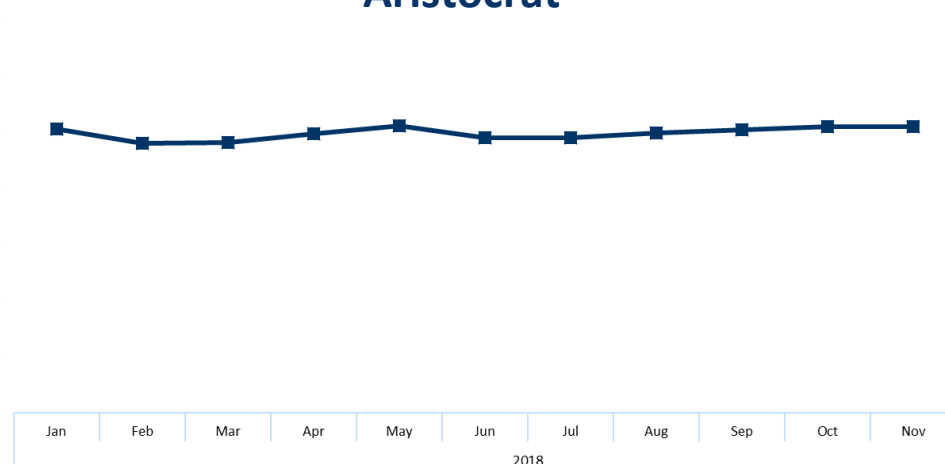
Incredible Technologies



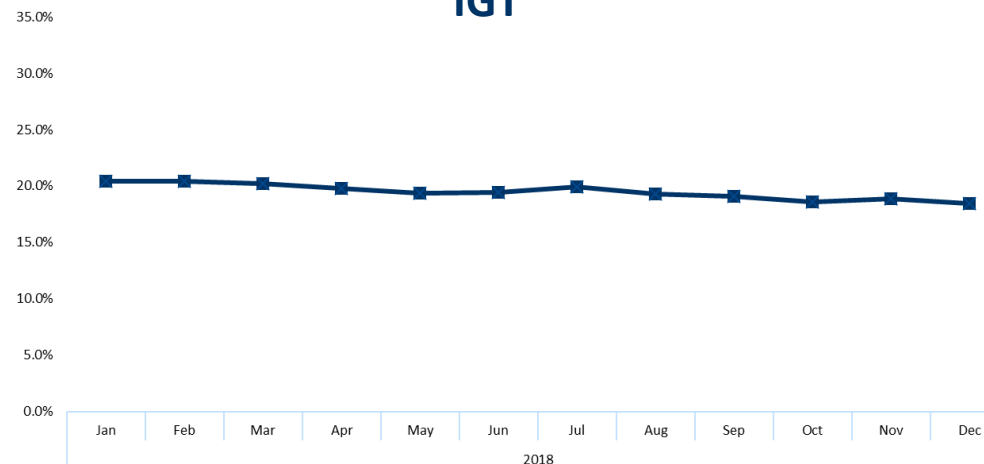
Trending Theo Net Win Index vs Zone Average by Supplier for the trailing twelve months. Note, excluding all Video Poker, Keno, Skill, and ETG units.

## Supplier – Percent of Top Performing Owned Games

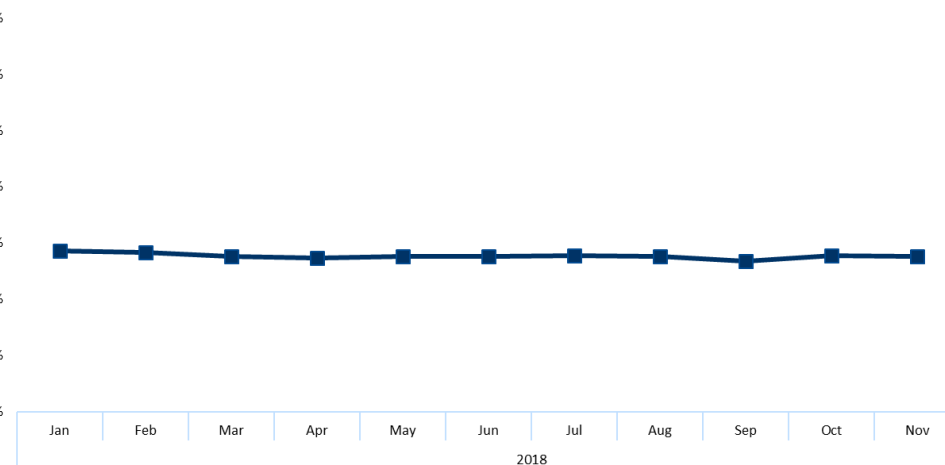
**Aristocrat**



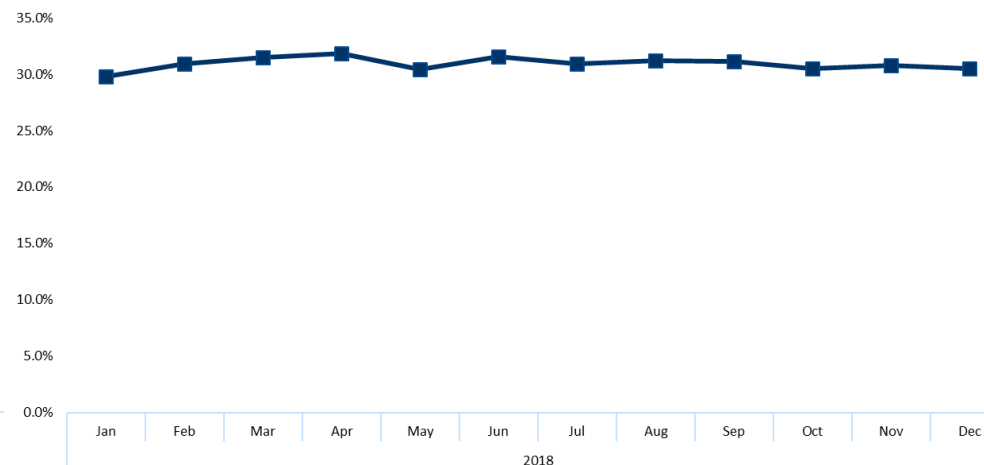
**IGT**



**Konami**



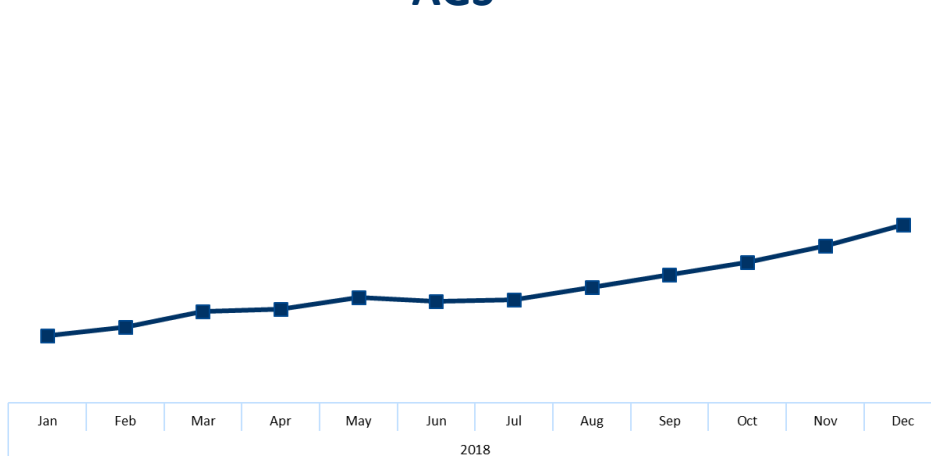
**Scientific Games**



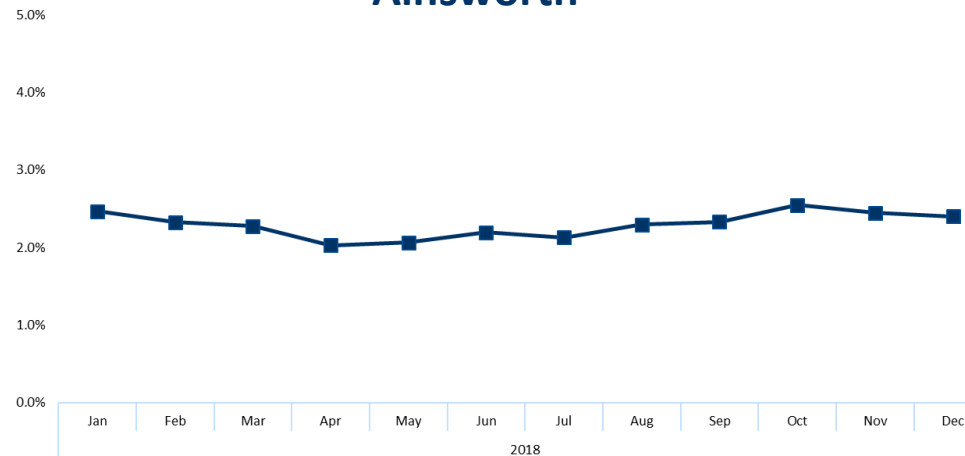
Trending percentage of total owned slots performing over 1x section average by Supplier for the trailing twelve months. Note, excluding all Video Poker, Keno, Skill, and ETG units.

## Supplier – Percent of Top Performing Owned Games

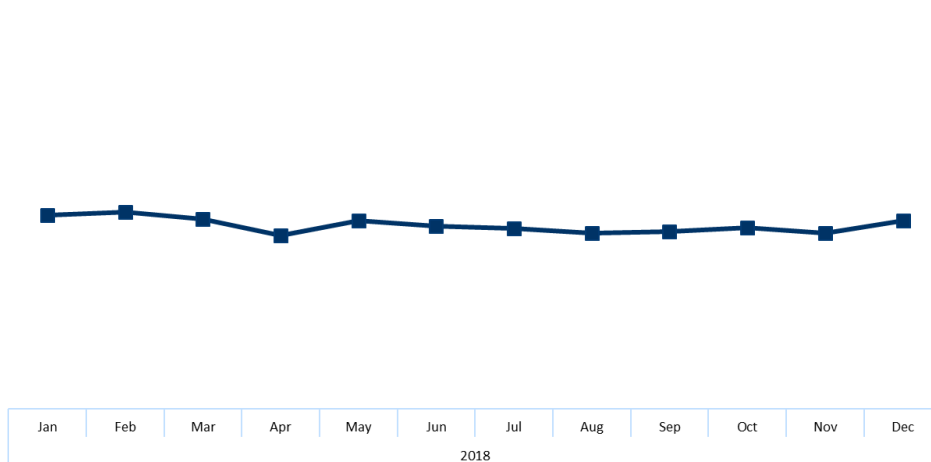
**AGS**



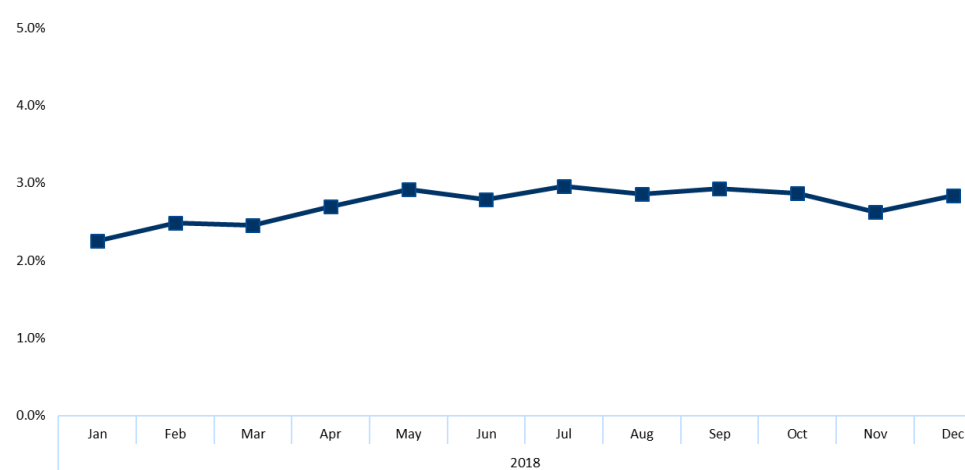
**Ainsworth**



**Everi Holdings**



**Incredible Technologies**



Trending percentage of total owned slots performing over 1x section average by Supplier for the trailing twelve months. Note, excluding all Video Poker, Keno, Skill, and ETG units.



## Top Indexing Suppliers - Leased

### More Than 100 Units

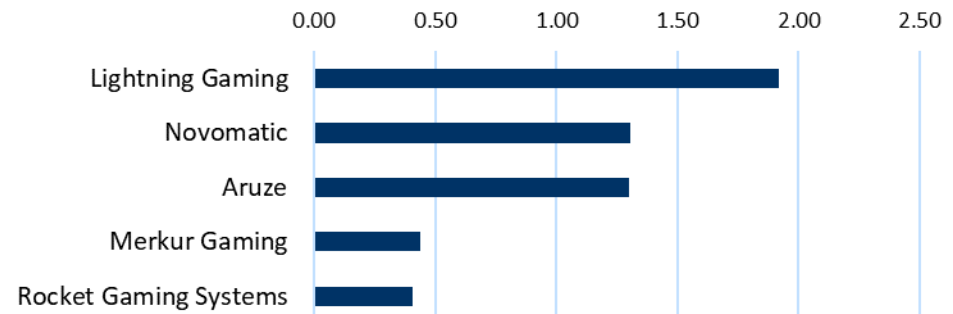
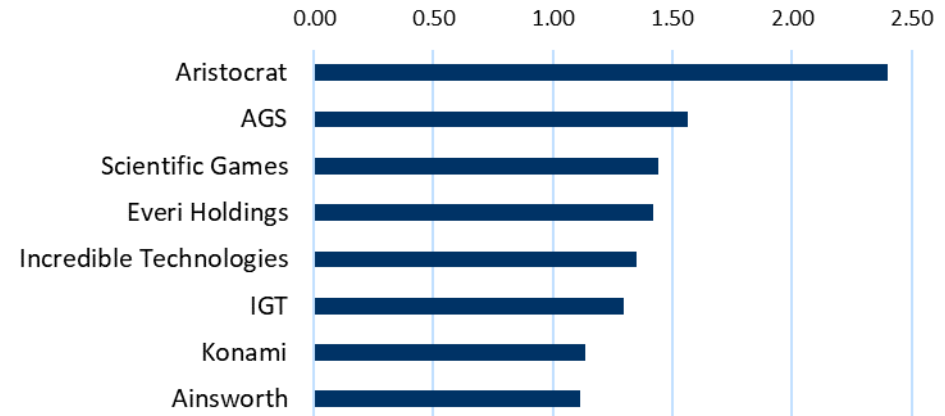
Ranking	Supplier	Slots	Theo Net Win vs House	Theo Net Win vs Zone
1	Aristocrat	1,802	2.80 ▼	2.40 ▢
2	AGS	106	1.68 ▼	1.57 ▢
3	Scientific Games	1,827	1.48 ▼	1.44 ▼
4	Everi Holdings	302	1.45 ▢	1.42 ▢
5	Incredible Technologies	163	1.38 ▢	1.35 ▢
6	IGT	2,104	1.30 ▼	1.30 ▢
7	Konami	290	1.08 ▼	1.13 ▼
8	Ainsworth	118	1.23 ▼	1.11 ▼

### Less Than 100 Units

Ranking	Supplier	Slots	Theo Net Win vs House	Theo Net Win vs Zone
1	Lightning Gaming	12	2.15 ▲	1.92 ▲
2	Novomatic	19	1.11 ▢	1.31 ▢
3	Aruze	80	1.26 ▢	1.30 ▲
4	Merkur Gaming	6	0.44 ▢	0.44 ▢
5	Rocket Gaming Systems	5	0.41 ▢	0.41 ▢

#### Trending Index From Previous Month

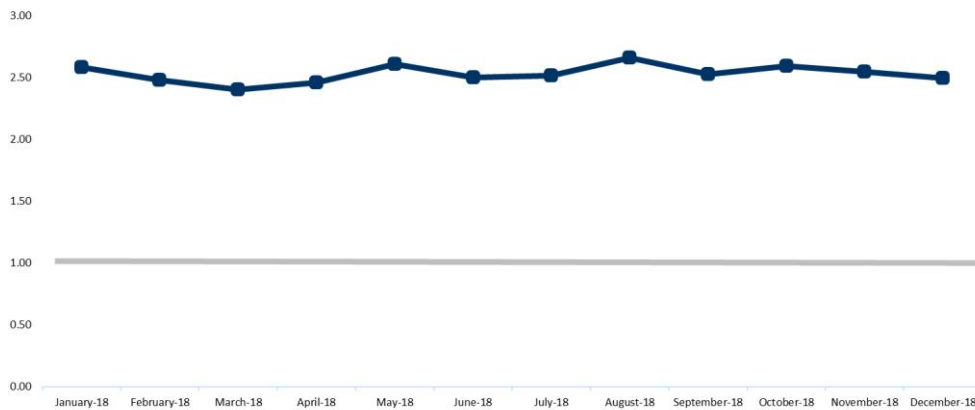
▲ ≥ .1    ▢ < 0.1 and ≥ -.1    ▼ < -.1



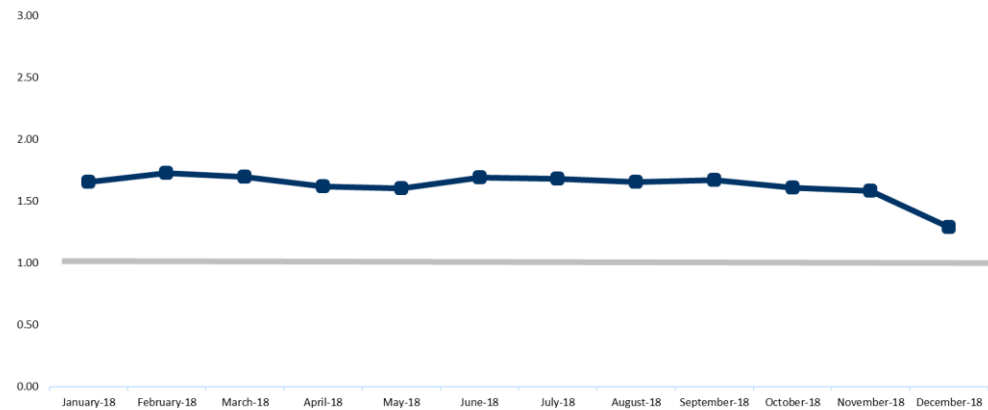
Utilizing the EILERS-FANTINI Central GPD we highlight the Top 13 Indexing Suppliers for the month of December based on the average Theo Net Win Index vs. Zone by each supplier for leased games. Note, excluding 100% lease casinos, WAP units, and excluding all Video Poker, Keno, Skill, and ETG units.

## Supplier – Leased Index Trends

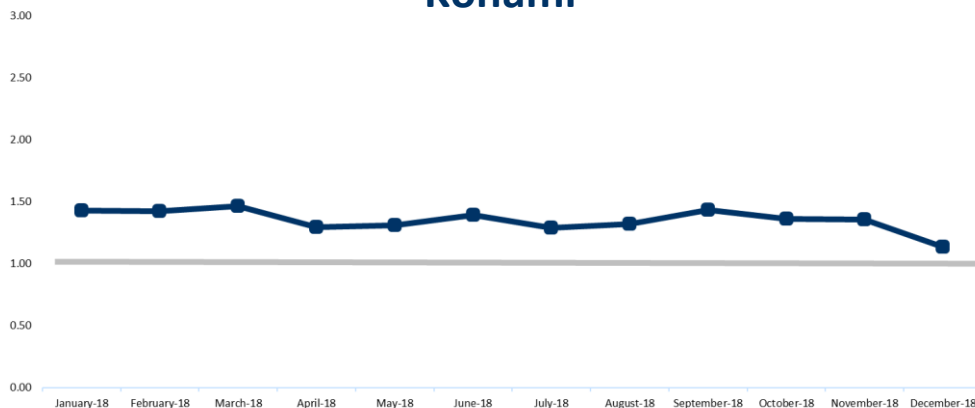
### Aristocrat



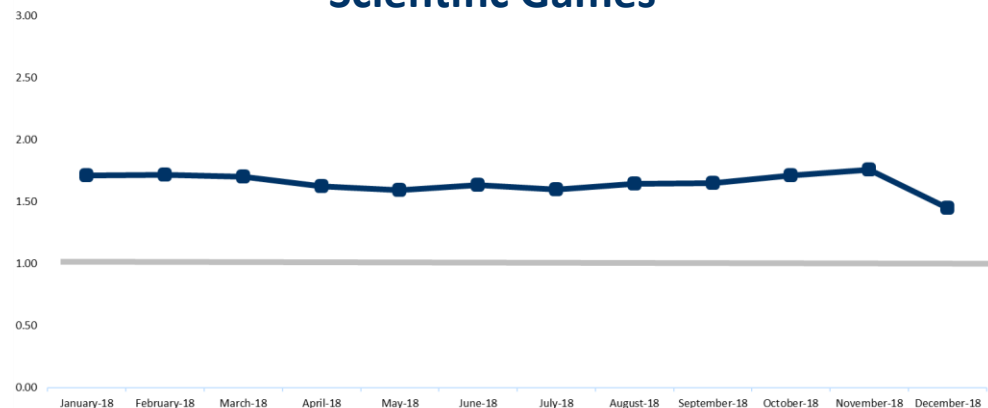
### IGT



### Konami



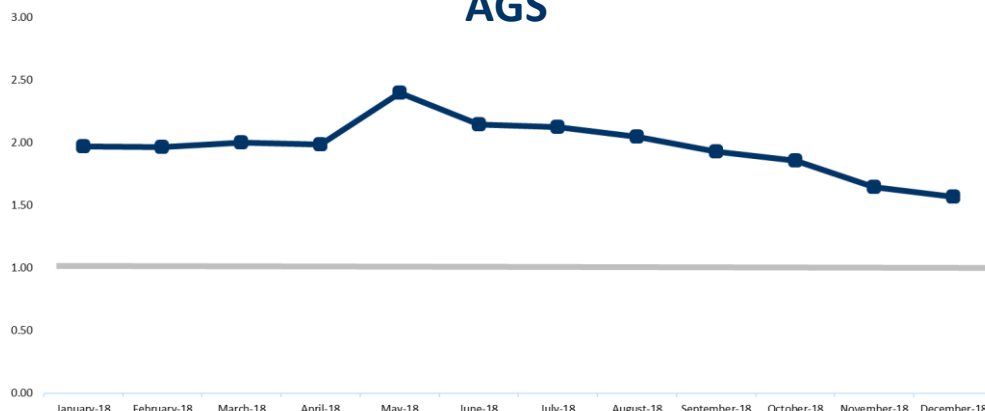
### Scientific Games



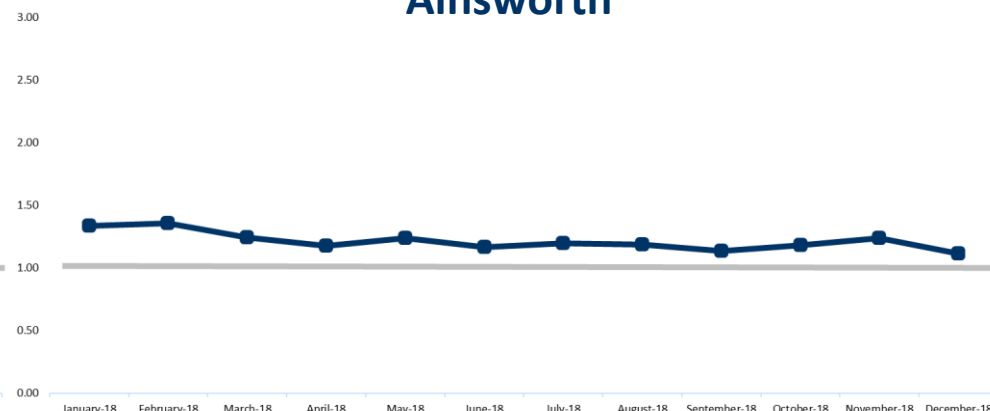
Tending Theo Net Win Index vs Zone Average by Supplier for the trailing twelve months. Note, excluding 100% lease casinos, WAP units, and excluding all Video Poker, Keno, Skill, and ETG units.

## Supplier – Leased Index Trends

**AGS**



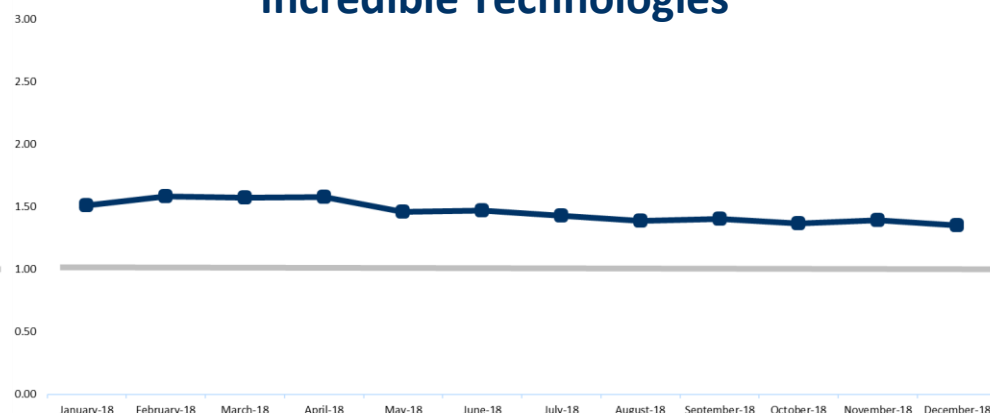
**Ainsworth**



**Everi Holdings**



**Incredible Technologies**

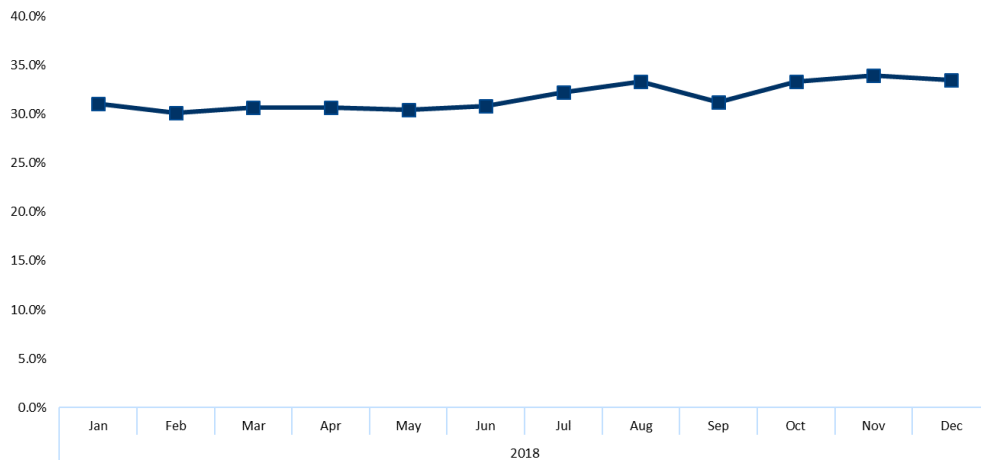


Tending Theo Net Win Index vs Zone Average by Supplier for the trailing twelve months. Note, excluding 100% lease casinos, WAP units, and excluding all Video Poker, Keno, Skill, and ETG units.

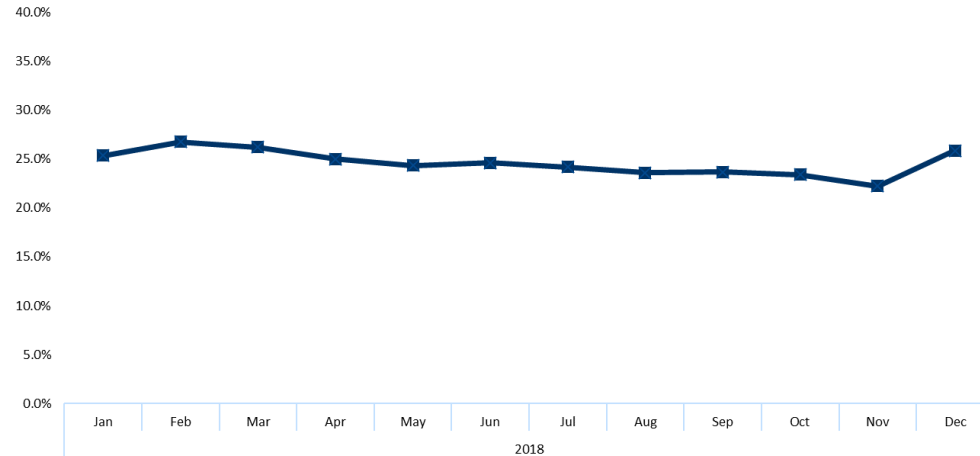
This report is intended for arentz@fantiniresearch.com. Unauthorized redistribution of this report is prohibited

## Supplier – Percent of Top Performing Leased & WAP Games

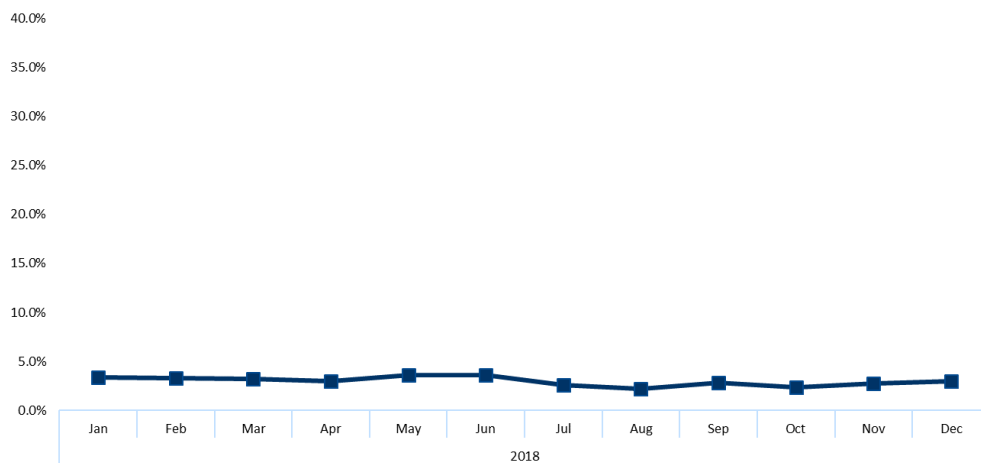
**Aristocrat**



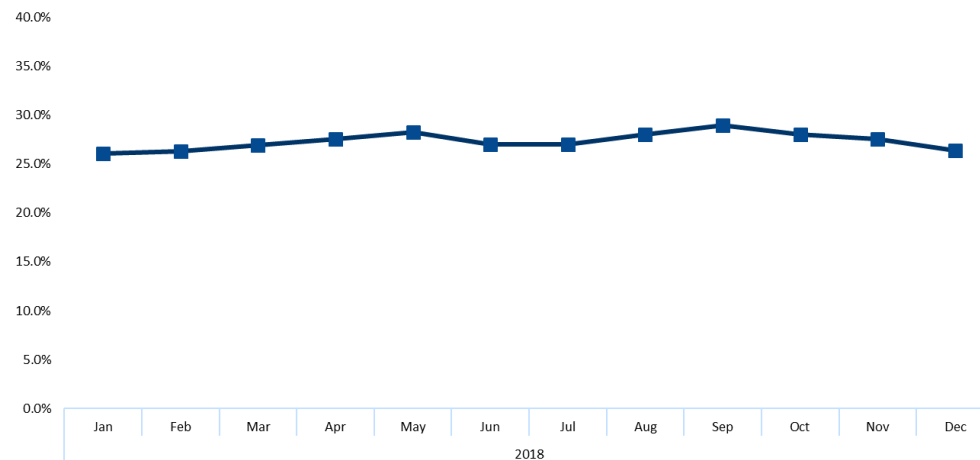
**IGT**



**Konami**



**Scientific Games**

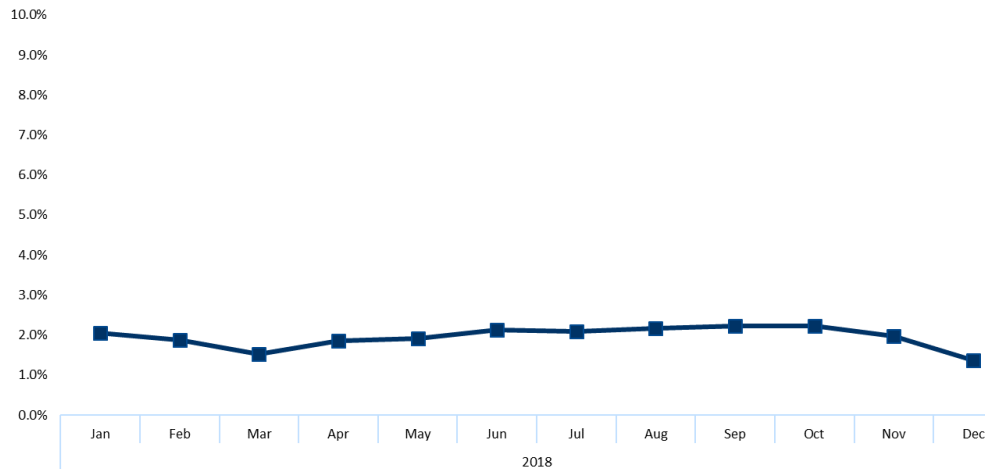


Trending percentage of total Lease & WAP slots performing over 1x section average by Supplier for the trailing eighteen months. Note, excluding all Video Poker, Keno, Skill, and ETG units.

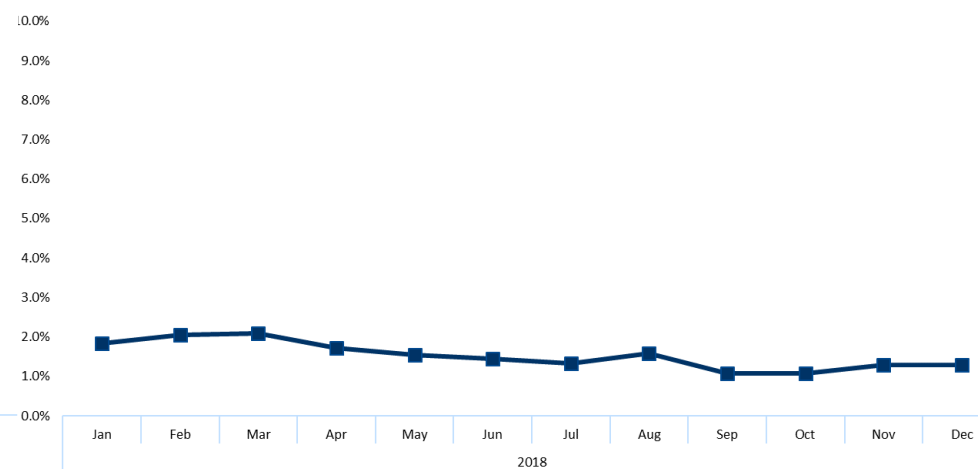
Source: EILERS-FANTINI Central Game Performance Database – Data Through Dec '18

## Supplier – Percent of Top Performing Leased & WAP Games

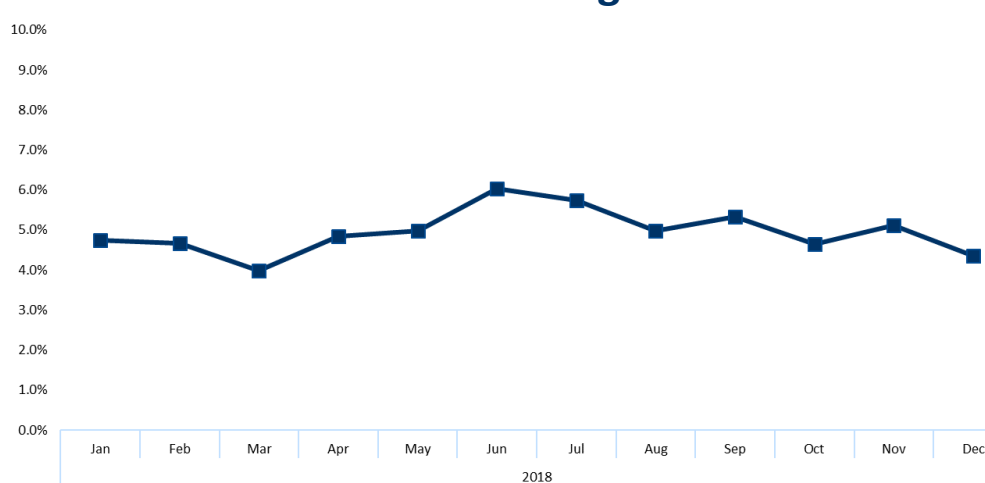
**AGS**



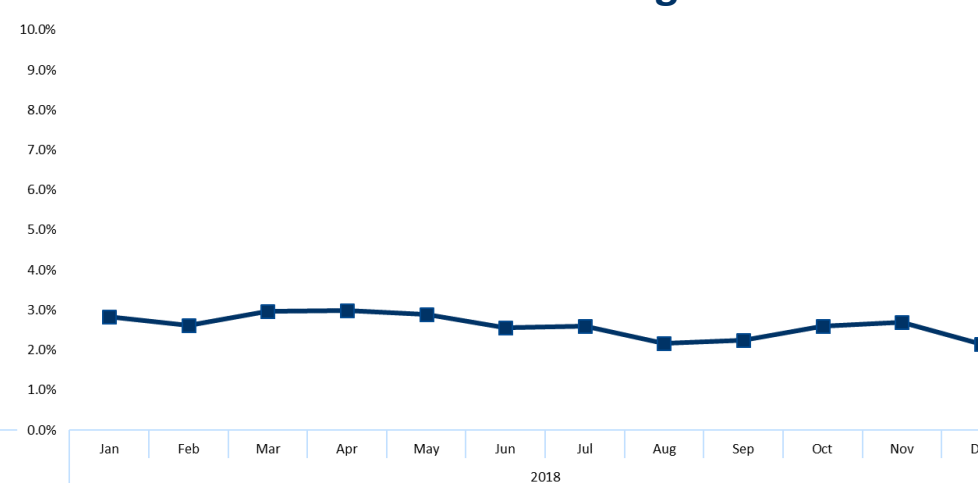
**Ainsworth**



**Everi Holdings**



**Incredible Technologies**



Trending percentage of total Lease & WAP slots performing over 1x section average by Supplier for the trailing eighteen months. Note, excluding all Video Poker, Keno, Skill, and ETG units.

## Top Indexing Suppliers - WAP

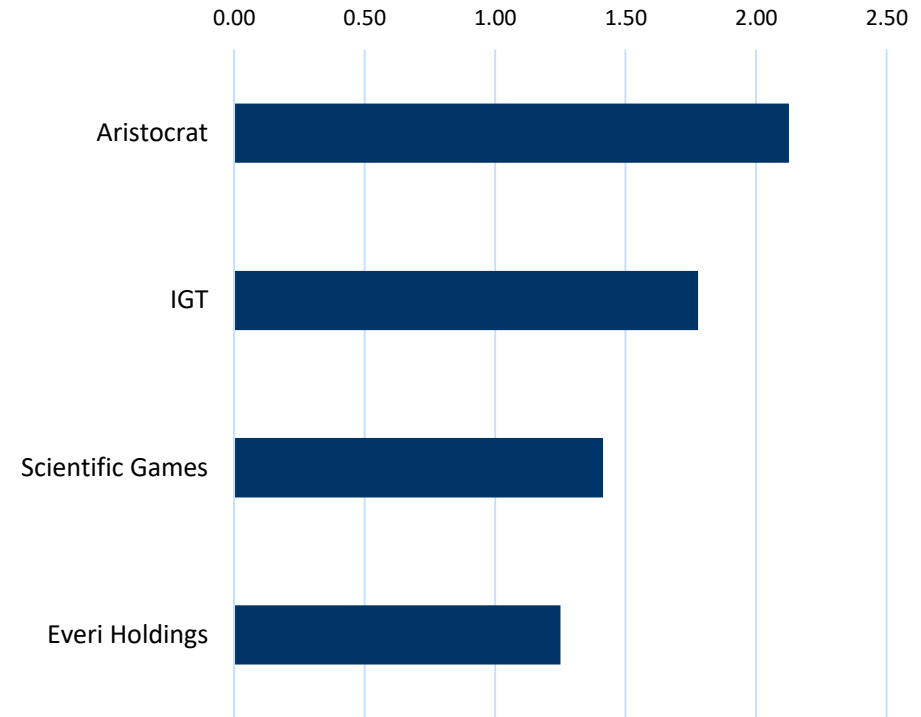
Ranking	Supplier	Slots	Theo Net Win vs House		Theo Net Win vs Zone	
1	Aristocrat	181	2.16	▼	<b>2.13</b>	▼
2	IGT	181	1.73	▼	<b>1.78</b>	▼
3	Scientific Games	222	1.31	▬	<b>1.41</b>	▬
4	Everi Holdings	23	1.45	▬	<b>1.25</b>	▬

Trending Index From Previous Month

▲ ≥ .1

▬ < 0.1 and ≥ -.1

▼ < -.1

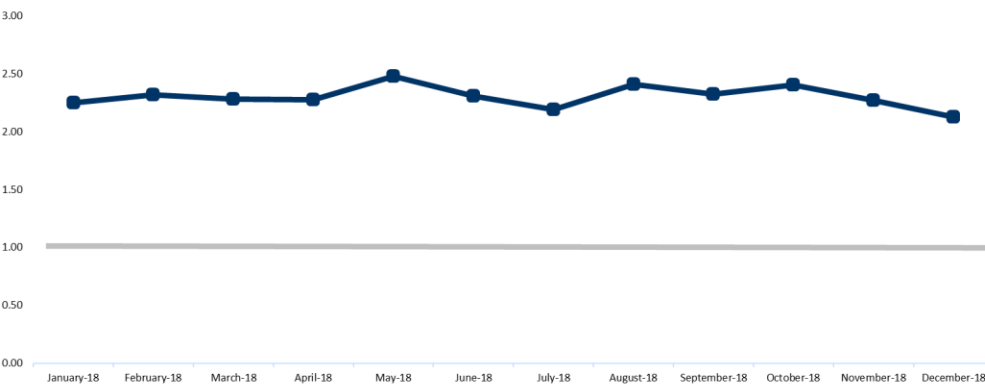


Utilizing the EILERS-FANTINI Central GPD we highlight the Top 4 Indexing Suppliers for the month of December based on the average Theo Net Win Index vs. Zone by each supplier for WAP games.

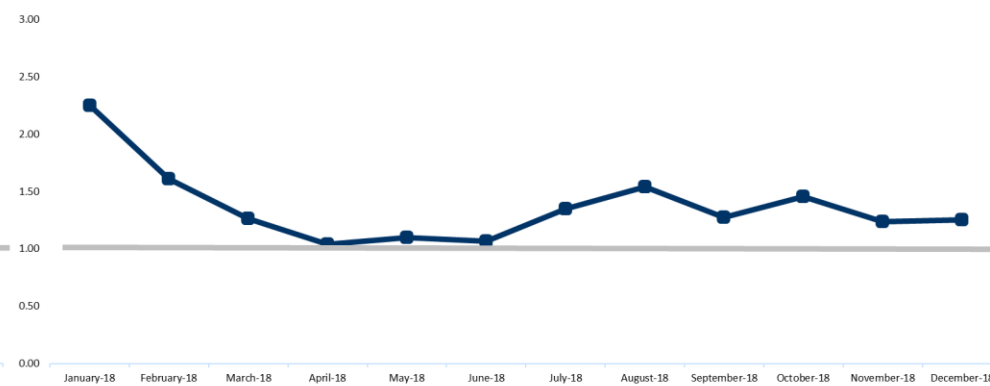


## Supplier – WAP Index Trends

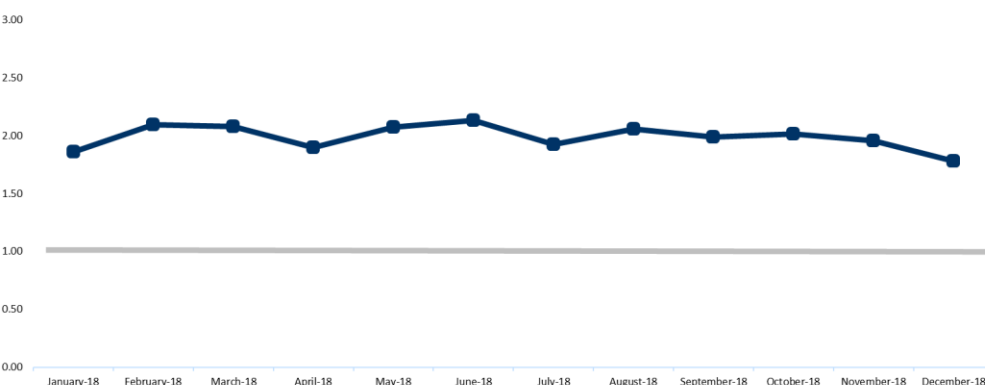
### Aristocrat



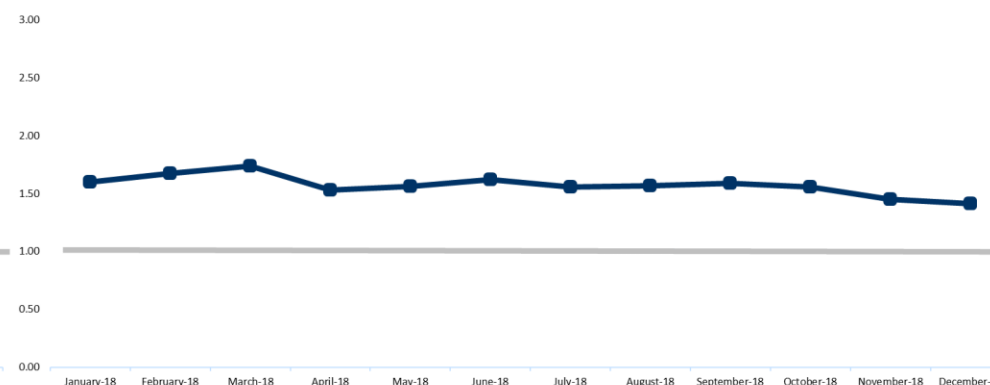
### Everi Holdings



### IGT



### Scientific Games



Tending Theo Net Win Index vs Zone Average by Supplier for the trailing twelve months.

## Contents

- Overview
- Key Insights
- Operator Participation
- Floor Mix
- Top Indexing Games
- Top Grossing Games
- Top NEW Games
- Top Indexing Suppliers
- **Top Grossing Suppliers**
- Supplier Fair Share

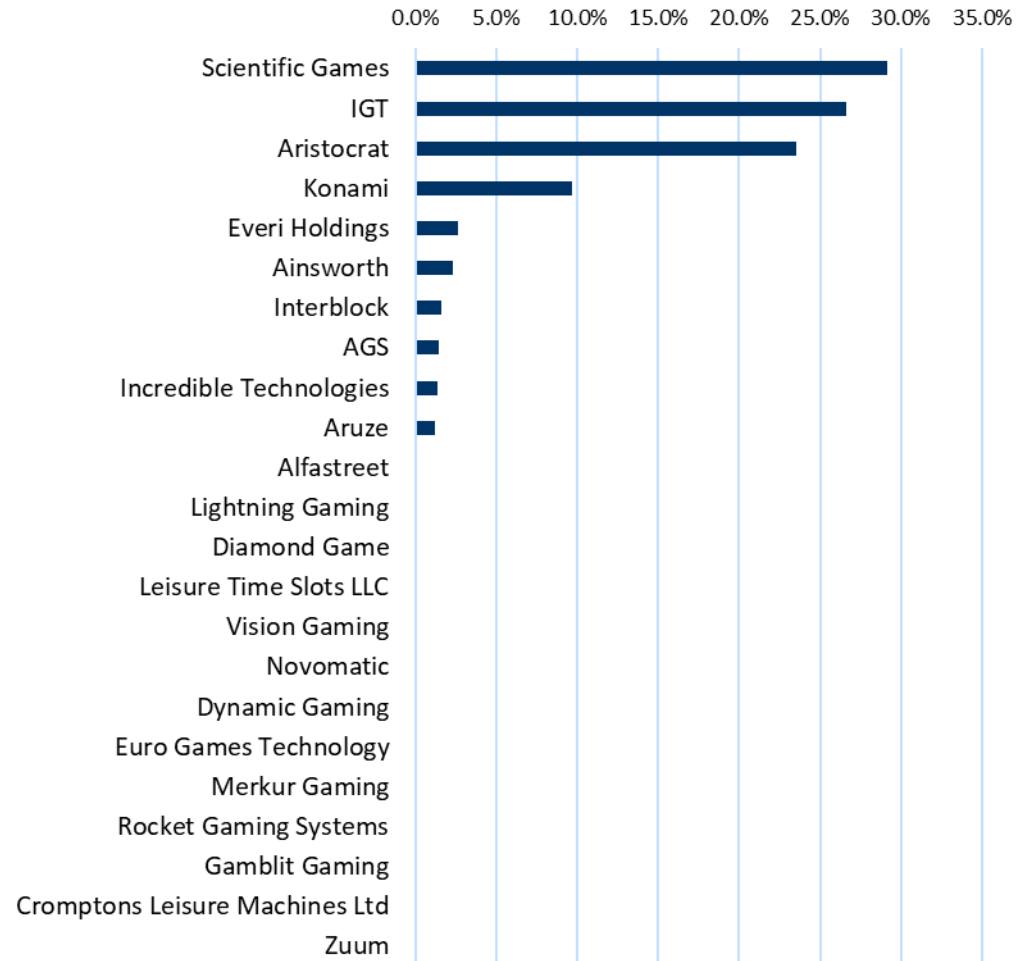


## Top Grossing Suppliers - Overall

This report is intended for arentz@fantiniresearch.com. Unauthorized redistribution of this report is prohibited

Ranking	Supplier	Slots	Percent of Total Theo Net Win
1	Scientific Games	26,531	29.1%
2	IGT	28,590	26.6%
3	Aristocrat	15,732	23.5%
4	Konami	8,382	9.7%
5	Everi Holdings	2,381	2.6%
6	Ainsworth	1,766	2.3%
7	Interblock	1,299	1.6%
8	AGS	916	1.4%
9	Incredible Technologies	1,490	1.4%
10	Aruze	2,203	1.2%
11	Alfastreet	68	0.1%
12	Lightning Gaming	48	0.1%
13	Diamond Game	50	0.1%
14	Leisure Time Slots LLC	45	0.1%
15	Vision Gaming	46	0.0%
16	Novomatic	28	0.0%
17	Dynamic Gaming	24	0.0%
18	Euro Games Technology	8	0.0%
19	Merkur Gaming	6	0.0%
20	Rocket Gaming Systems	5	0.0%
21	Gamblit Gaming	9	0.0%
22	Cromptons Leisure Machines Ltd	16	0.0%
23	Zoom	34	0.0%

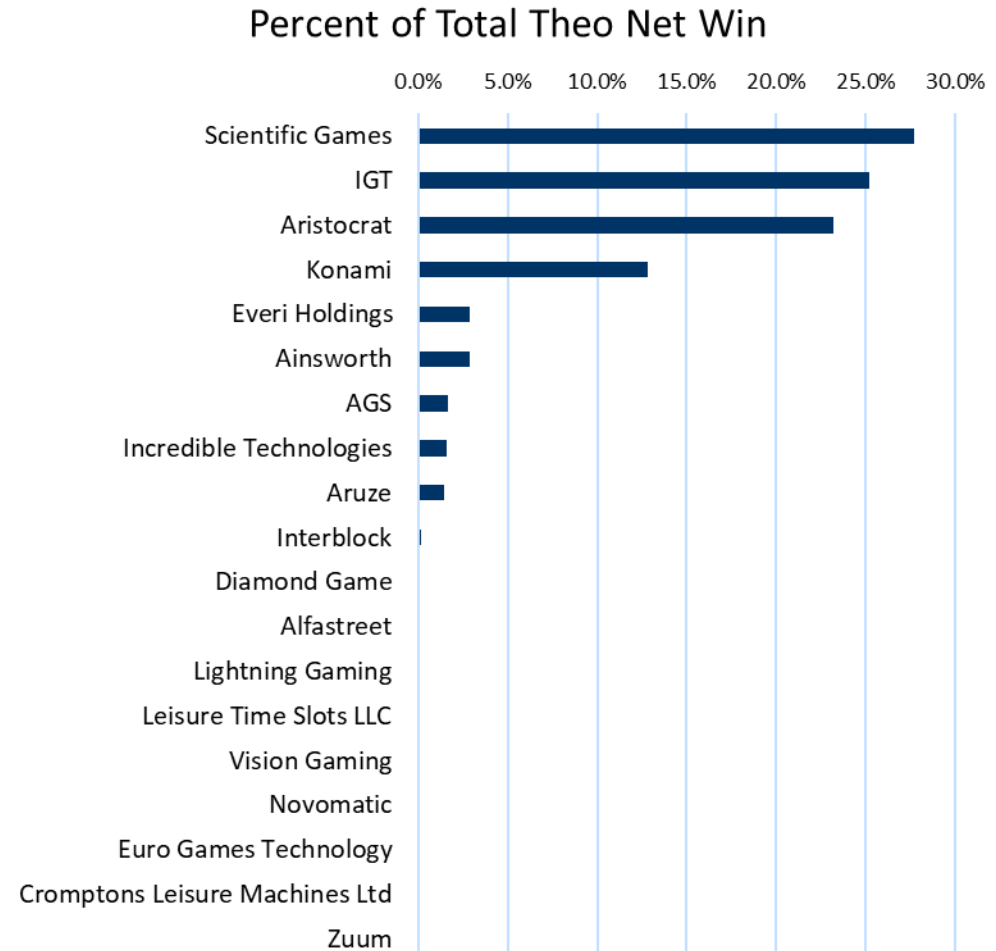
Percent of Total Theo Net Win



Utilizing the EILERS-FANTINI Central GPD we highlight the Top 21 Grossing Suppliers for the month of December based on Percent of Theo Net Win for all game categories by each supplier. Note, filtered for suppliers with at least 5 units tracked.

## Top Grossing Suppliers - Owned

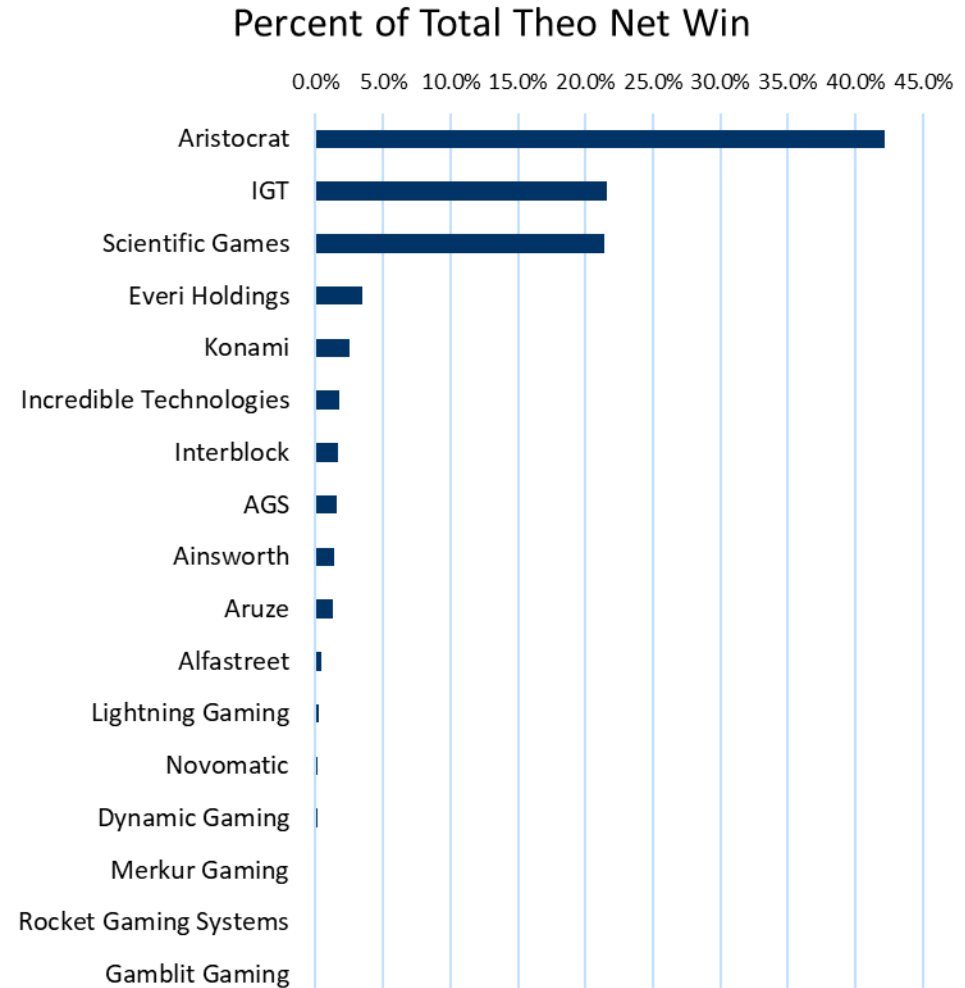
Ranking	Supplier	Slots	Percent of Total Theo Net Win
1	Scientific Games	20,082	27.7%
2	IGT	21,724	25.2%
3	Aristocrat	13,733	23.2%
4	Konami	8,068	12.9%
5	Everi Holdings	2,056	2.9%
6	Ainsworth	1,634	2.9%
7	AGS	810	1.7%
8	Incredible Technologies	1,327	1.6%
9	Aruze	2,076	1.4%
10	Interblock	129	0.1%
11	Diamond Game	50	0.1%
12	Alfastreet	36	0.1%
13	Lightning Gaming	36	0.1%
14	Leisure Time Slots LLC	45	0.1%
15	Vision Gaming	46	0.1%
16	Novomatic	9	0.0%
17	Euro Games Technology	8	0.0%
18	Cromptons Leisure Machines Ltd	16	0.0%
19	Zuum	34	0.0%



Utilizing the EILERS-FANTINI Central GPD we highlight the Top 20 Grossing Suppliers for the month of December based on Percent of Theo Net Win for all Casino Owned games by each supplier.

## Top Grossing Suppliers - Leased

Ranking	Supplier	Slots	Percent of Total Theo Net Win
1	Aristocrat	1,802	42.2%
2	IGT	2,884	21.6%
3	Scientific Games	1,915	21.4%
4	Everi Holdings	302	3.5%
5	Konami	290	2.5%
6	Incredible Technologies	163	1.8%
7	Interblock	186	1.6%
8	AGS	106	1.6%
9	Ainsworth	126	1.4%
10	Aruze	124	1.3%
11	Alfastreet	32	0.4%
12	Lightning Gaming	12	0.2%
13	Novomatic	19	0.2%
14	Dynamic Gaming	24	0.1%
15	Merkur Gaming	6	0.0%
16	Rocket Gaming Systems	5	0.0%
17	Gamblit Gaming	9	0.0%

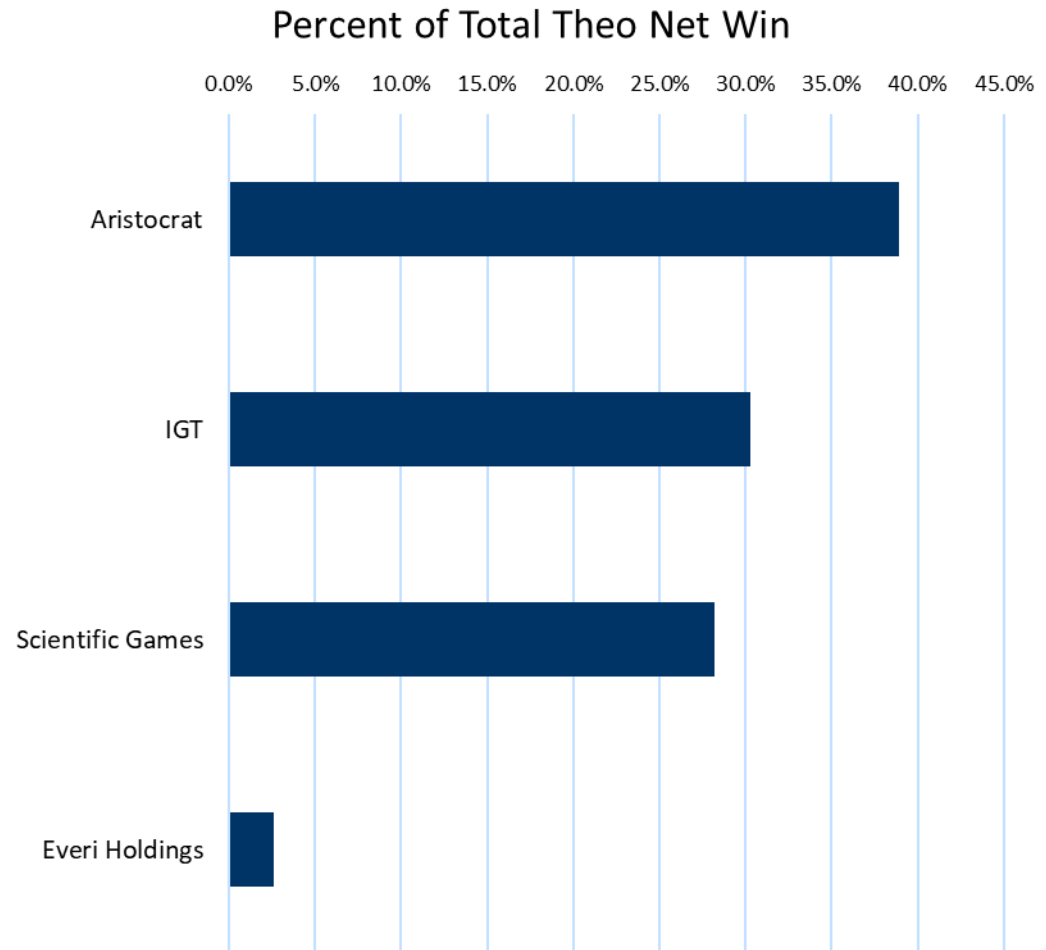


Utilizing the EILERS-FANTINI Central GPD we highlight the Top 16 Grossing Suppliers for the month of December based on Percent of Theo Net Win for all Casino Leased games by each supplier. Note, excluding 100% lease casinos and WAP units.

## Top Grossing Suppliers - WAP

This report is intended for arentz@fantiniresearch.com. Unauthorized redistribution of this report is prohibited

Ranking	Supplier	Slots	Percent of Total Theo Net Win
1	Aristocrat	181	38.9%
2	IGT	181	30.2%
3	Scientific Games	222	28.2%
4	Everi Holdings	23	2.6%



Utilizing the EILERS-FANTINI Central GPD we highlight the Top 4 Grossing Suppliers for the month of December based on Percent of Theo Net Win for all WAP games by each supplier.



## Contents

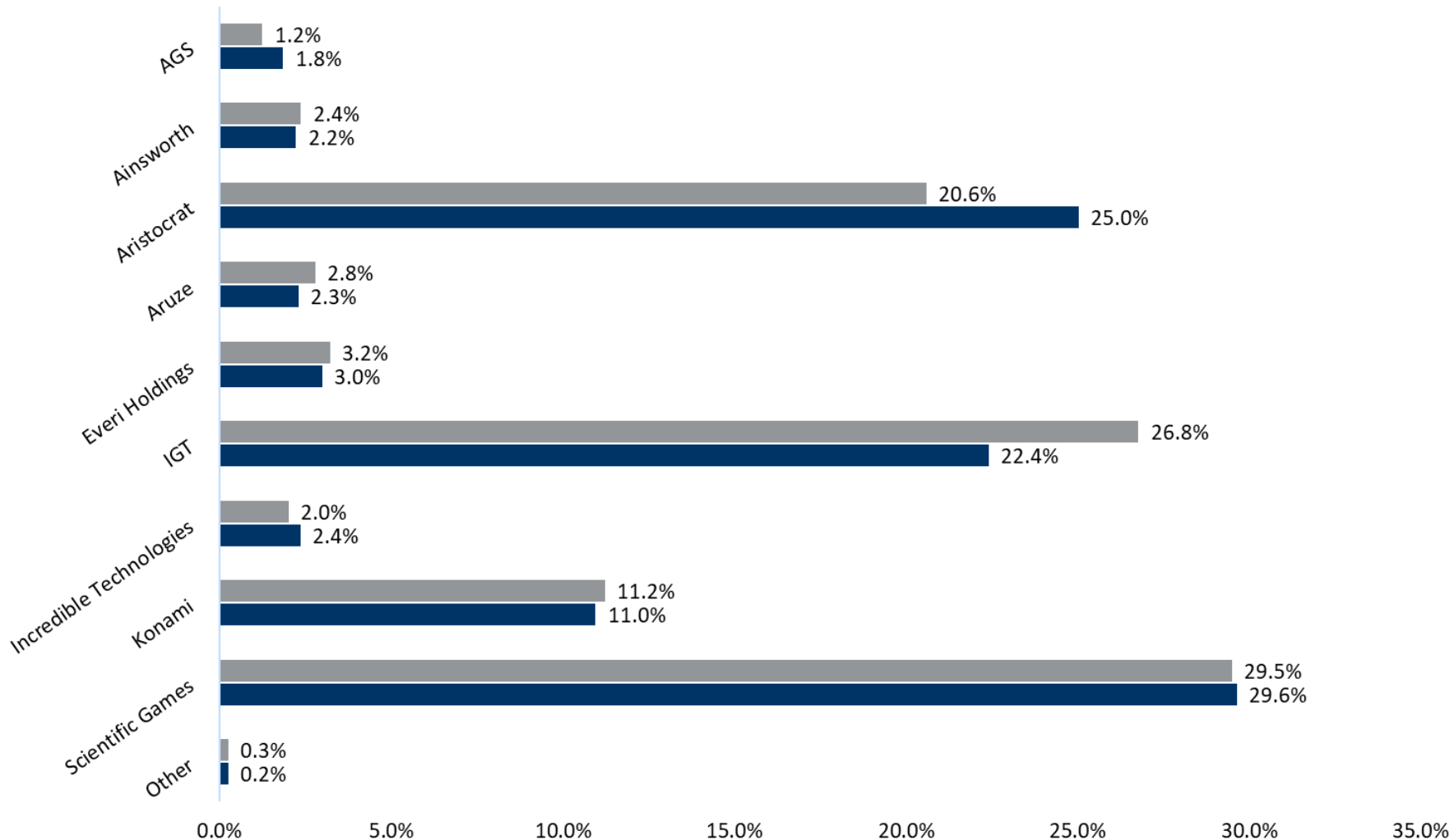
- Overview
- Key Insights
- Operator Participation
- Floor Mix
- Top Indexing Games
- Top Grossing Games
- Top NEW Games
- Top Indexing Suppliers
- Top Grossing Suppliers
- Supplier Fair Share



## Supplier Fair Share – Overall

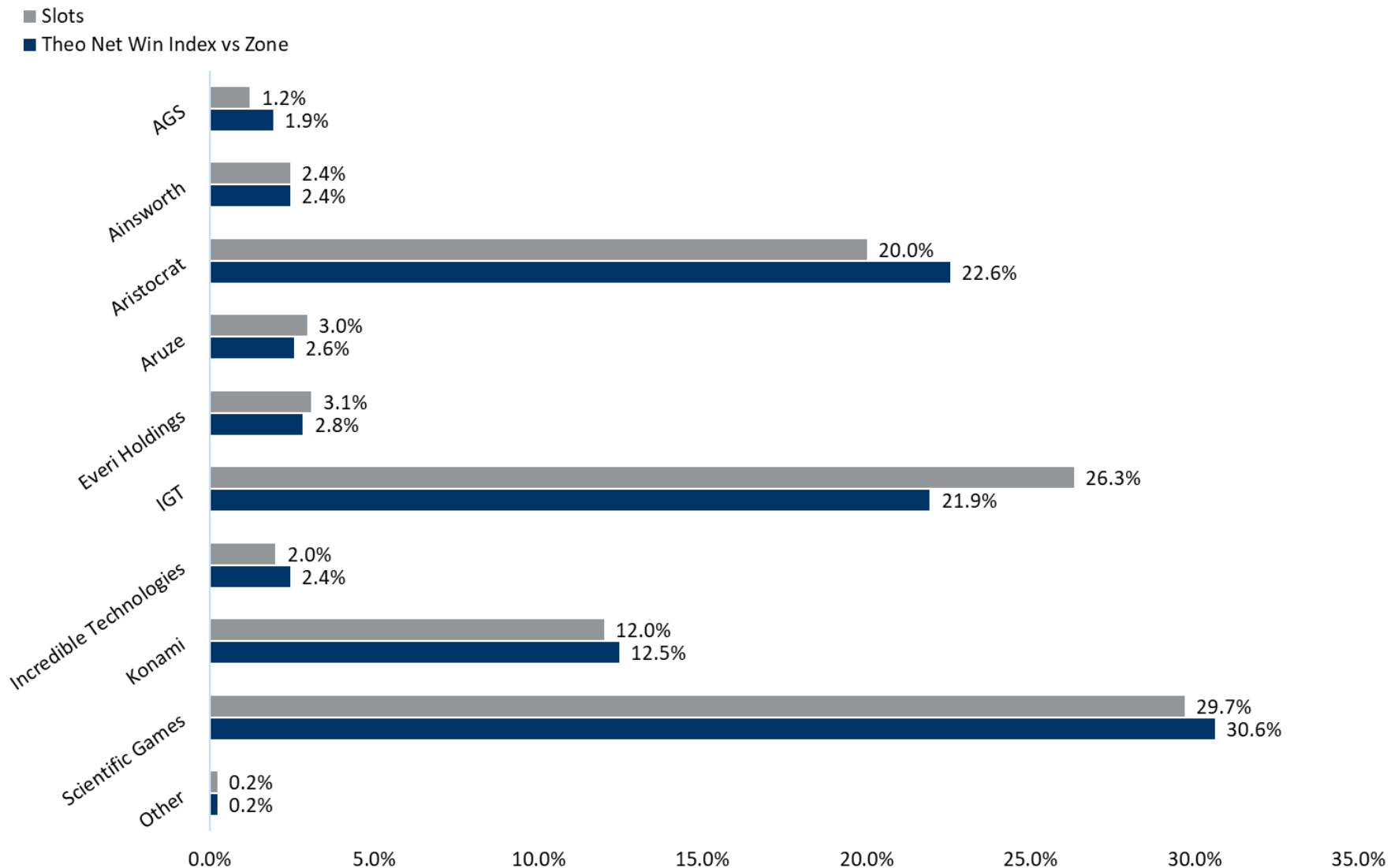
■ Slots

■ Theo Net Win Index vs Zone



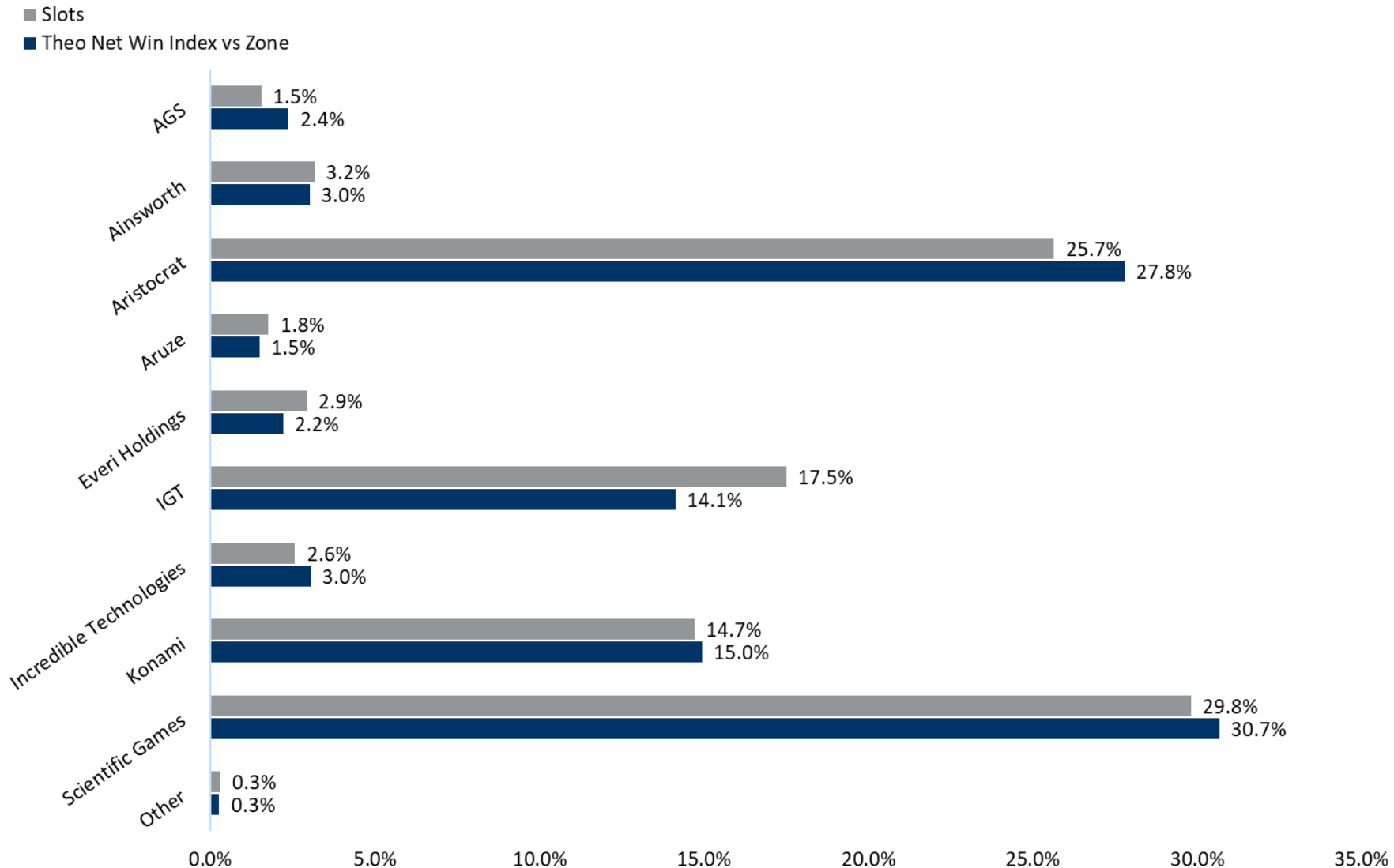
Fair Share is the percent of total Slots compared to percent of total Zone Theo Net Win Index by Supplier. Individual Suppliers with less than 0.5% floor share are grouped into other. Excluding all Video Poker, Keno, Skill, and ETG units.

## Supplier Fair Share – Owned



Fair Share is the percent of total Slots compared to percent of total Zone Theo Net Win Index by Supplier. Individual Suppliers with less than 0.5% floor share are grouped into other. Excluding all Video Poker, Keno, Skill, and ETG units.

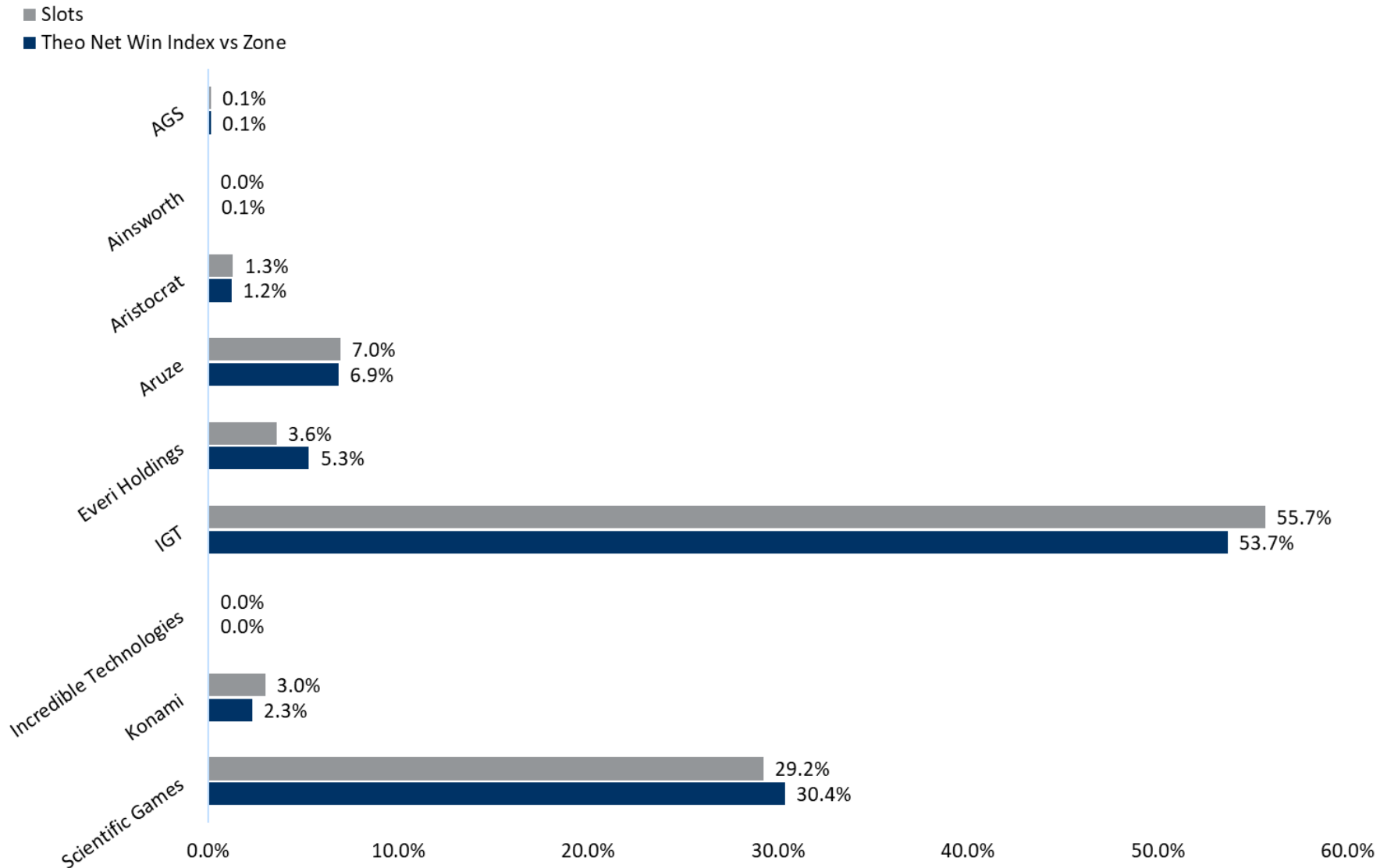
## Supplier Fair Share – Owned, Video Reel



Fair Share is the percent of total Slots compared to percent of total Zone Theo Net Win Index by Supplier. Individual Suppliers with less than 0.5% floor share are grouped into other.

This report is intended for arentz@fantiniresearch.com. Unauthorized redistribution of this report is prohibited

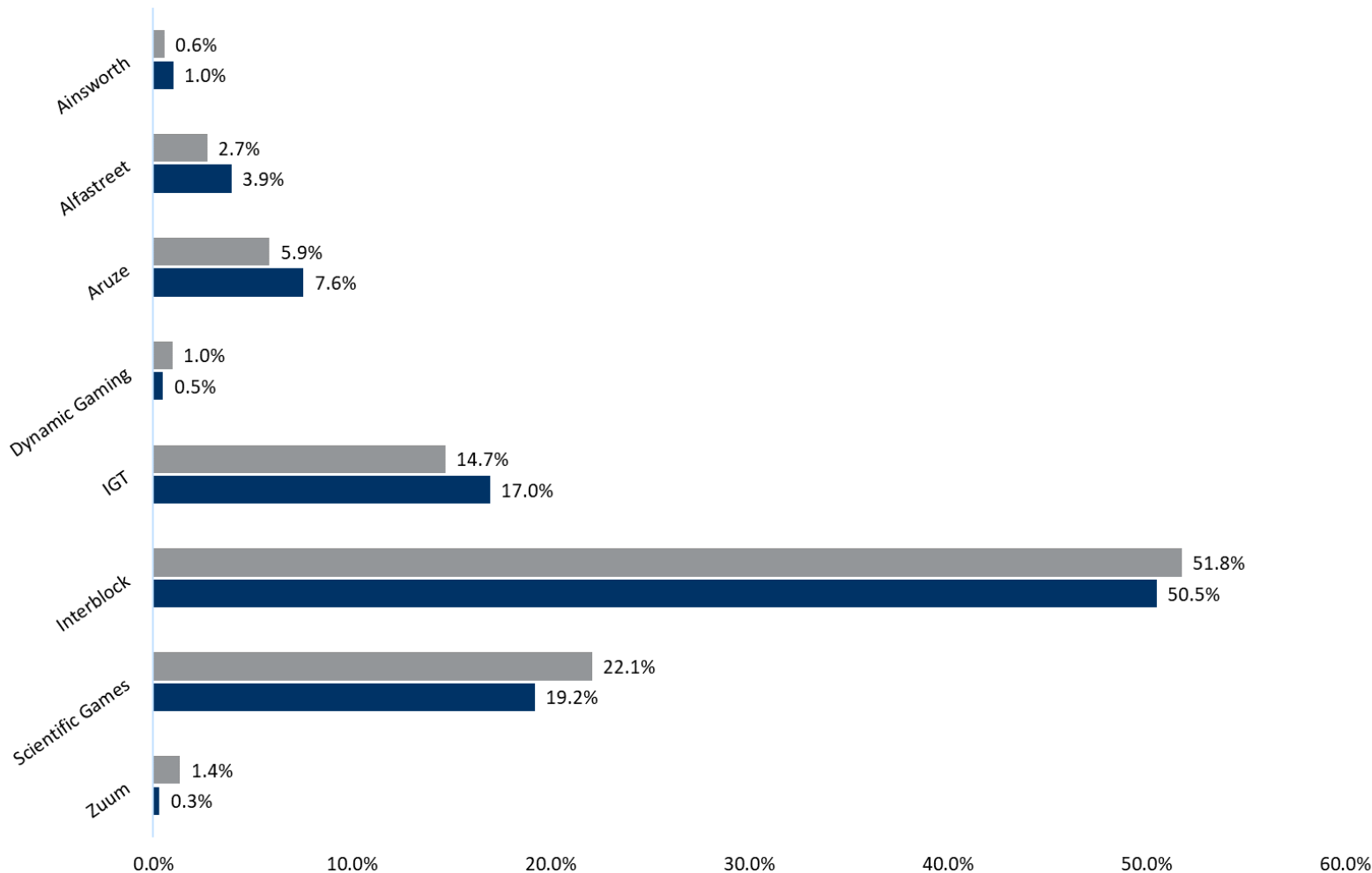
## Supplier Fair Share – Owned, Mechanical Reel



Fair Share is the percent of total Slots compared to percent of total Zone Theo Net Win Index by Supplier.

## Supplier Fair Share – Electronic Table Games

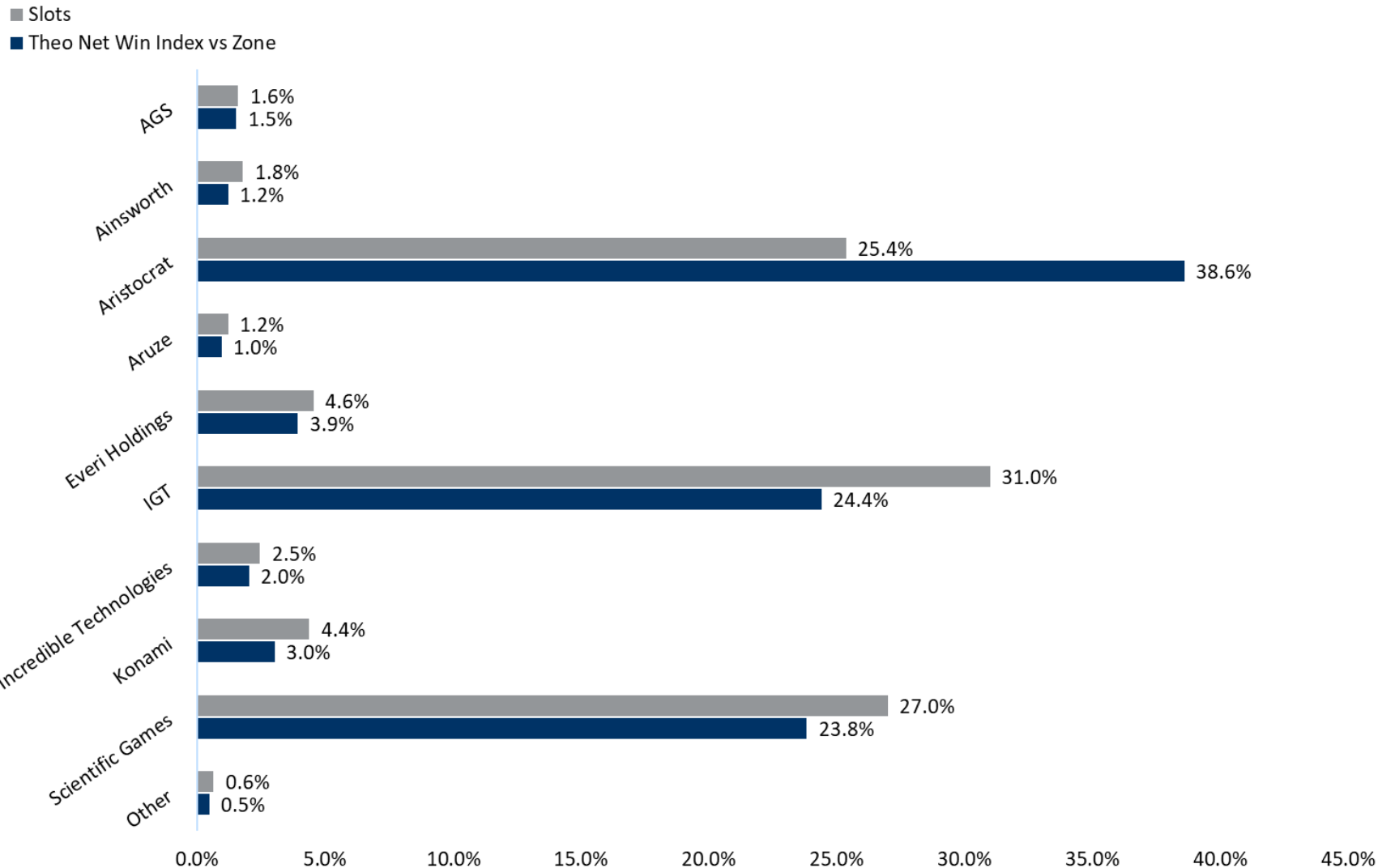
■ Slots  
■ Theo Net Win Index vs Zone



Fair Share is the percent of total Slots compared to percent of total Zone Theo Net Win Index by Supplier.



## Supplier Fair Share - Leased



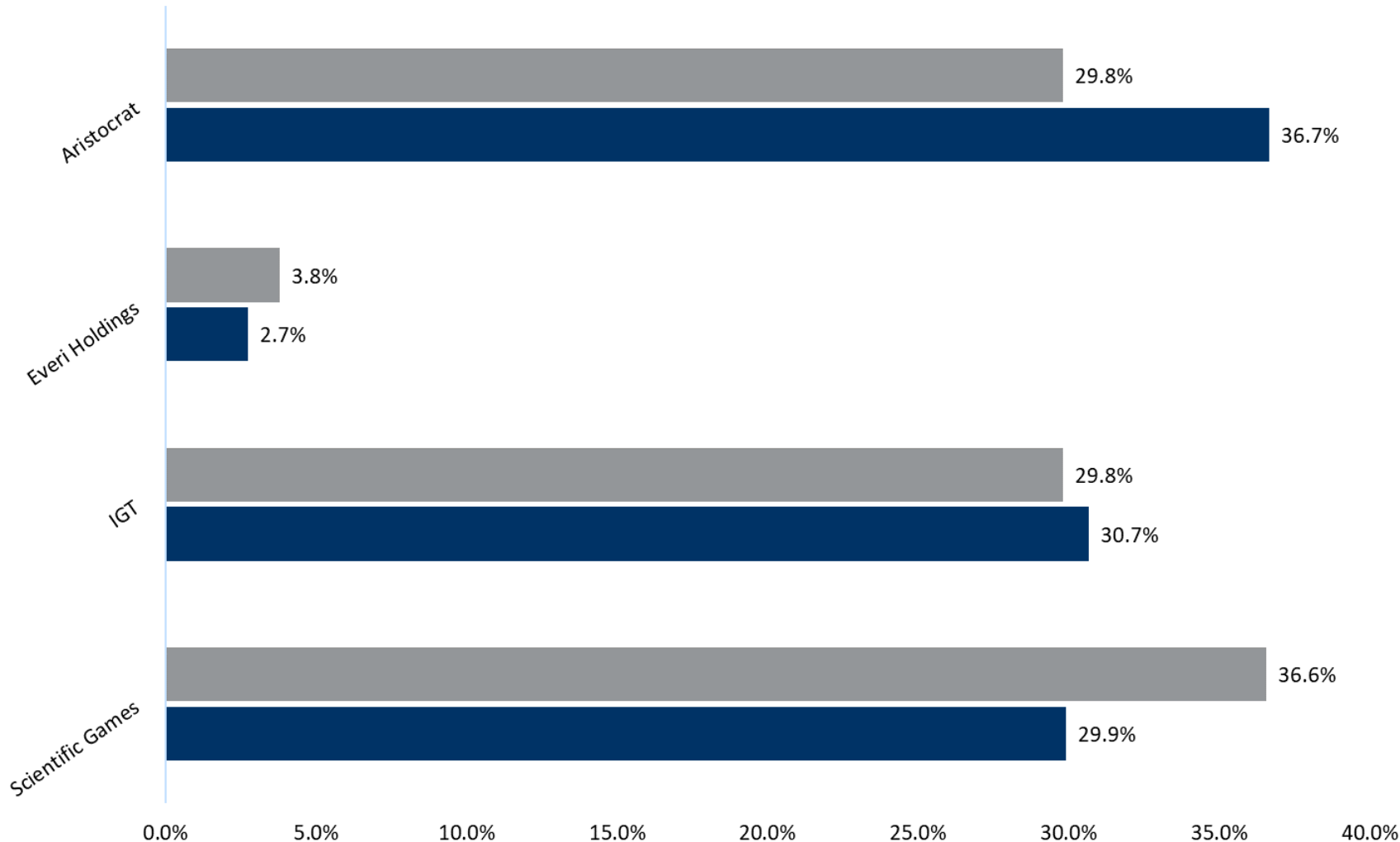
Fair Share is the percent of total Slots compared to percent of total Zone Theo Net Win Index by Supplier. Note, excluding 100% lease casinos, WAP, Video Poker, Skill, and ETGs.

This report is intended for arentz@fantiniresearch.com. Unauthorized redistribution of this report is prohibited

## Supplier Fair Share - WAP

Slots

Theo Net Win Index vs Zone



Fair Share is the percent of total Slots compared to percent of total Zone Theo Net Win Index by Supplier.

# Glossary

## Own Status (Owned/Leased/WAP):

Owned Status is directly reported from the individual operator. There are cases when 'Core' games are placed on Lease agreements and reported as Leased and inversely when 'Premium' games are placed on floors in no-fee agreements and are reported as Owned. Currently in development we have a process to assign each game theme a 'Core' or 'Premium' tag for additional filtering.

## Parent Game Themes:

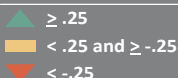
Parent Games are a manual grouping performed in the GPD to aggregate game themes on an overlaying theme. For example, all 'Wheel of Fortune' variations regardless of denom/game category/max bet/cabinet are grouped as one parent theme.

## NEW Game Themes:

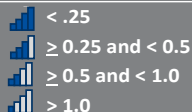
Three qualifiers must be met for a game to be identified as NEW. (1) Themes must average less than 180 Days on Floor. (2) Games are only included if they are placed on cabinets still in a software development cycle. (3) Only inclusive of themes that have been added to the GPD in the past six months.

### TABLE LEGENDS

Trending Index From  
Previous Month



### 95% Confidence Interval



### Rank / Prev.

Rank	Prev.
1	1
2	3
3	NR

## Trending Arrows:

Represents the Theo Net Win vs Zone index delta from the previous month. Note if an operator joins the GPD and uploads historical data the previous month indexing can change from what was previously reported.

## 95% Confidence Interval:

The confidence interval demonstrates how close the grouping of all individual Theo Net Win Index are to the games overall average. We display this metric, and how likely the game is to perform, by one to four signal strength bars next to the game theme - more bars equates to closer grouping and higher confidence the game will perform to the average index reported.

## Previous Rank:

Prev. represents the game themes' rank for the previous reporting period. Note that these can differ from the prior Monthly Game Performance Report when new operators to the GPD upload historical data. NR = Not Ranked, either the game is new or didn't meet the prior reporting qualifications to be ranked.

## Game Classification:

Currently there are three classification in the GPD: Class II, Class III, & VLT. VLT is filtered from several Lease/WAP reports since all games, core and premium, are leased.



# Thank You

Thank you for reading our monthly game performance report. As mentioned at the beginning of this report, The EILERS-FANTINI Central Game Performance Database (GPD) collects and tracks relative slot machine performance data provided by individual casinos and then standardizes and aggregates the data. All data is held in a secure online database and no individual casino data is viewable. Database subscribers are able to look up game performance information on individual games as well as create custom performance reports tailored to their specific business needs and geographic location.

The EILERS-FANTINI GPD is an extension to the existing EILERS-FANTINI Slot Survey which is the gaming industry's largest survey tracking purchasing and performance trends across roughly 500,000 slot machines worldwide. This database service and monthly report are both free to qualified gaming operators who participate and provide monthly performance data. If you are not currently participating, but are interested, please contact Todd Eilers at [teilers@ekgamingllc.com](mailto:teilers@ekgamingllc.com) or call at 949-387-7701.

If you are not a casino operator, but interested about subscription options to our monthly report or access to the database, please contact either DJ Leary at Eilers & Krejcik Gaming, LLC at [dleary@ekgamingllc.com](mailto:dleary@ekgamingllc.com) or call at (310) 743-6239 or you can also contact Ashley Diem at Fantini Research at [adiem@fantiniresearch.com](mailto:adiem@fantiniresearch.com) and 302-730-3793.





# Disclosure

Eilers & Krejcik Gaming, LLC is an independent research firm and is neither a registered broker dealer nor a registered investment advisor. No information contained in this report shall constitute as a recommendation or solicitation to buy or sell a security. Individuals receiving this report should consult with an investment advisor or registered representative before making an investment decision related to any information contained in this report. In addition, Eilers & Krejcik Gaming, LLC either does, or may seek to do business with any company mentioned in this report. This report was prepared for and distributed to clients of Eilers & Krejcik Gaming, LLC. If you are not the intended recipient and/or received this report in error, please delete this document and notify Eilers & Krejcik Gaming, LLC at [telers@ekgamingllc.com](mailto:telers@ekgamingllc.com), or call 949-887-7726. This report is also protected by federal copyright law. Any unauthorized review, dissemination, or copying of this communication is strictly prohibited. By accessing, reading, storing, distributing and archiving this research report, you hereby agree, fully, and without dispute, to all terms and conditions outlined above.